



Anemostat®

SUBMITTAL

A MESTEK COMPANY

1220 Watson Center Road • Carson, CA 90745-4206
 (310) 835-7500 • FAX (310) 835-0448
 airhelp@anemostat.com • www.anemostat.com

AORTA

OPERATING ROOM SYSTEMS

BATTEN ARRANGEMENTS FOR MODELS MVC, MVC-F

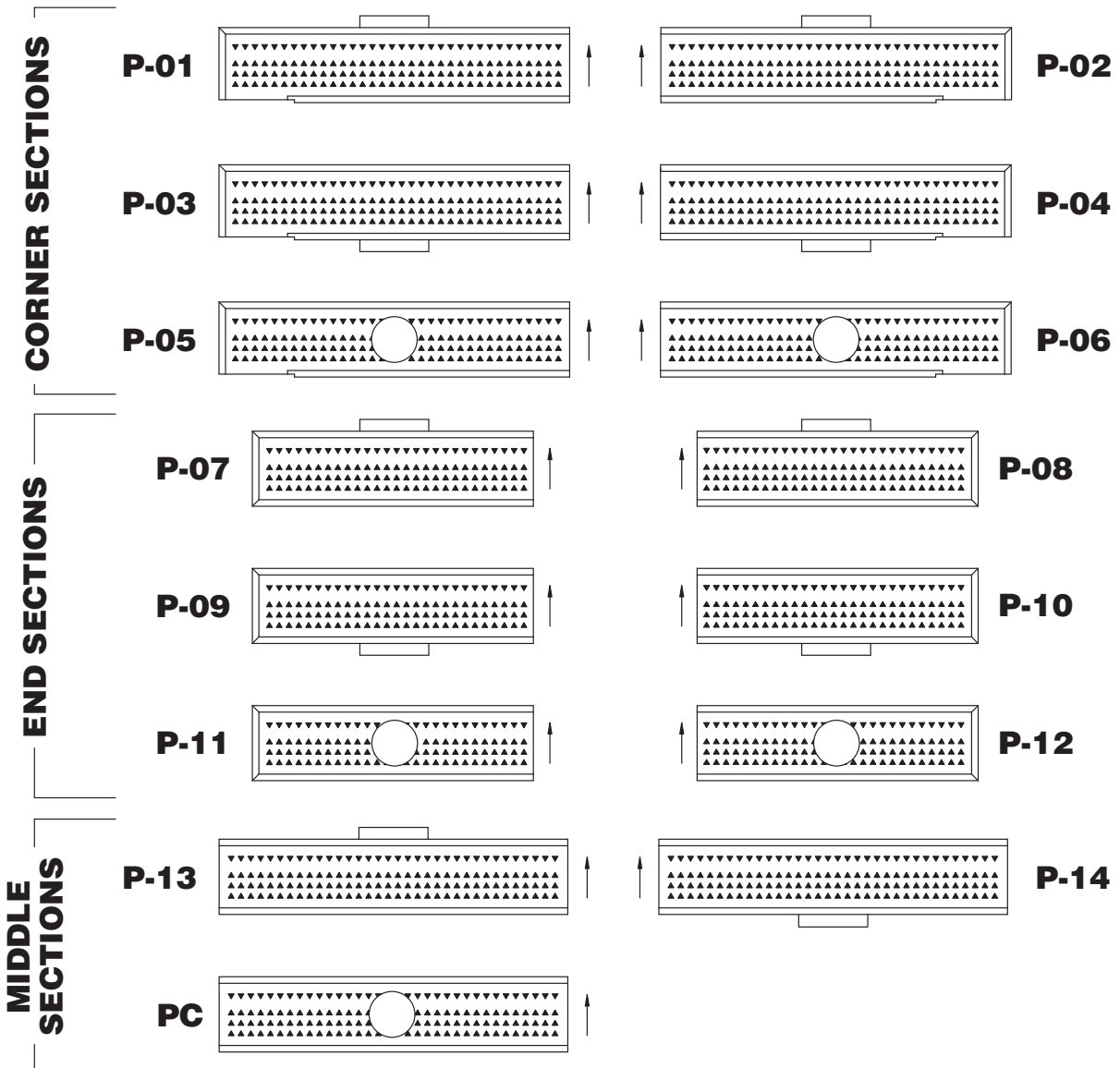
DIFFUSERS

PRODUCT FEATURES

- Factory welded to the outer edge(s) of the removable face (outside edges and corners).
- Each diffuser batten is separate from the next, allowing individual face removal for balancing, servicing, and cleaning.
- Outside corner battens are mitered. Slip-on style battens are field cut and installed for inside corner arrangements for built-up arrays.
- Batten arrangements are identified by letter/ number combination. (see below)
- Same material and finish as faceplate.

DRAWING NOTES

- Plan view shown.
- Hinge location is such that diffuser face plate swings in the direction of air flow.
- Arrows indicate net air flow direction.
- AORTA capacity 31 shown.



All dimensions are in inches.

JOB NAME:

SUBMITTED BY:

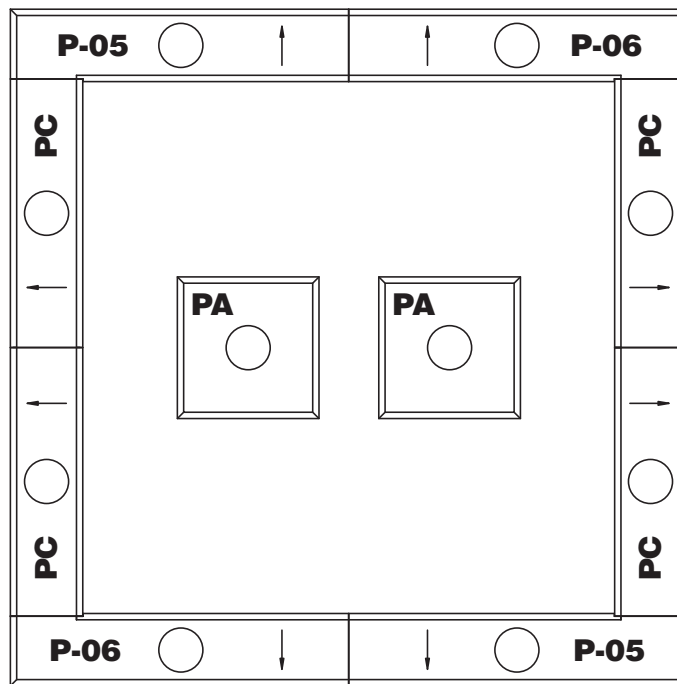
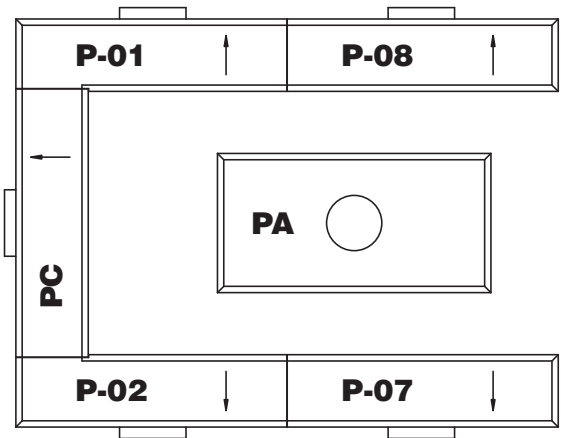
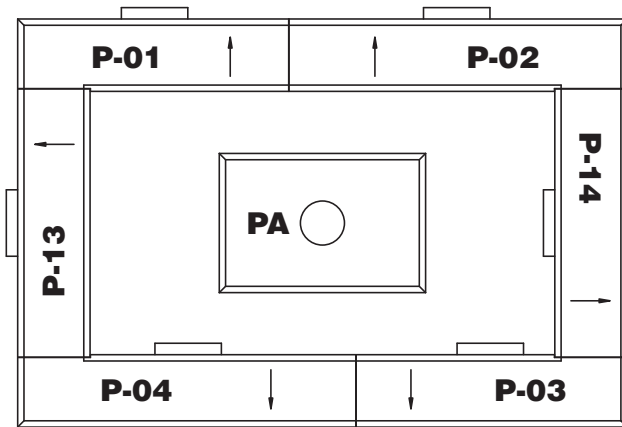


Anemostat[®]
SUBMITTAL
 A MESTEK COMPANY

1220 Watson Center Road • Carson, CA 90745-4206
 (310) 835-7500 • FAX (310) 835-0448
 airhelp@anemostat.com • www.anemostat.com

AORTA
 OPERATING ROOM SYSTEMS
 SAMPLE LAYOUTS

DIFFUSERS



All dimensions are in inches.

JOB NAME:

SUBMITTED BY: