



Anemostat®
AIR DISTRIBUTION

SUBMITTAL SHEET

www.anemostat-hvac.com



Model **SR**
SILENCER
FOR RECTANGULAR
DUCT
STANDARD MODEL

PRODUCT FEATURES

- Standard silencer for broad band sound reduction
- Tested in accordance with ASTM E-477
- Flame Spread < 25, Smoke Developed <50 (ASTM-E84)

CONSTRUCTION FEATURES

Casing Material

- Galvzd Steel (Std) 304 SS 316 SS Aluminum

Casing Gauge

- 22 (Std) 20 18 16

Acoustic Fill:

- Fiberglass (Std) Cotton

Liner:

- Polyethylene Polyethylene Bag Filled Fiberglass Cloth

Flanges:

- None Inlet End Only Outlet End Only Both Ends

MODELS

(Typical velocities)

- SR - 2 500 - 1000 FPM
 SR - 3 750 - 1250 FPM
 SR - 4 1000 - 1500 FPM
 SR - 5 1250 - 1750 FPM
 SR - 6 1500 - 2000 FPM

Flow Direction

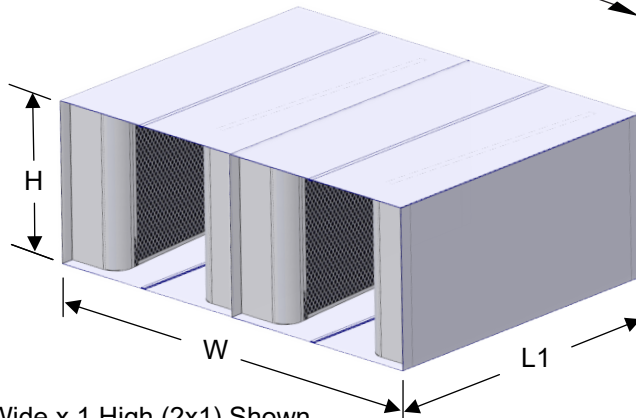
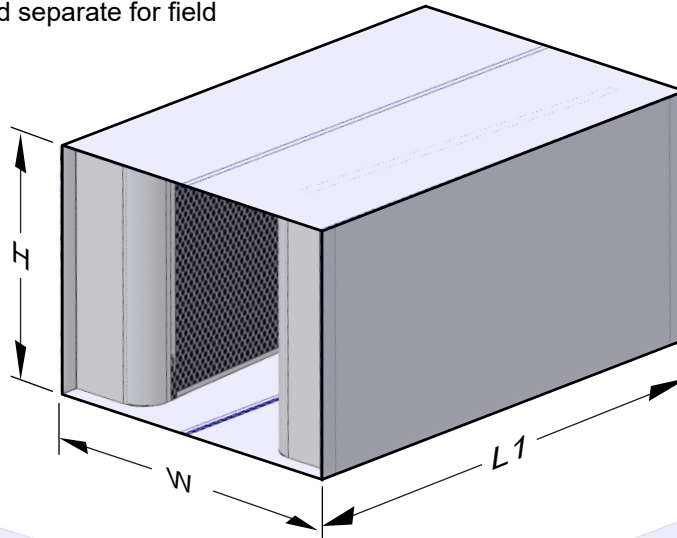
- FORWARD REVERSE

Length (L1)

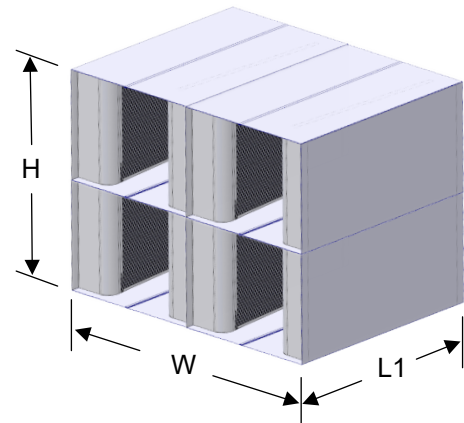
- 36" 48" 60" 72"
 84" 96" 120"

NOTE : Multiple silencers may be used based on order size W x H x L1. Shipped separate for field stacking & assembly.

All dimensions are in inches.



2 Wide x 1 High (2x1) Shown



2 Wide x 2 High (2x2) Shown

JOB NAME:

SUBMITTED BY:

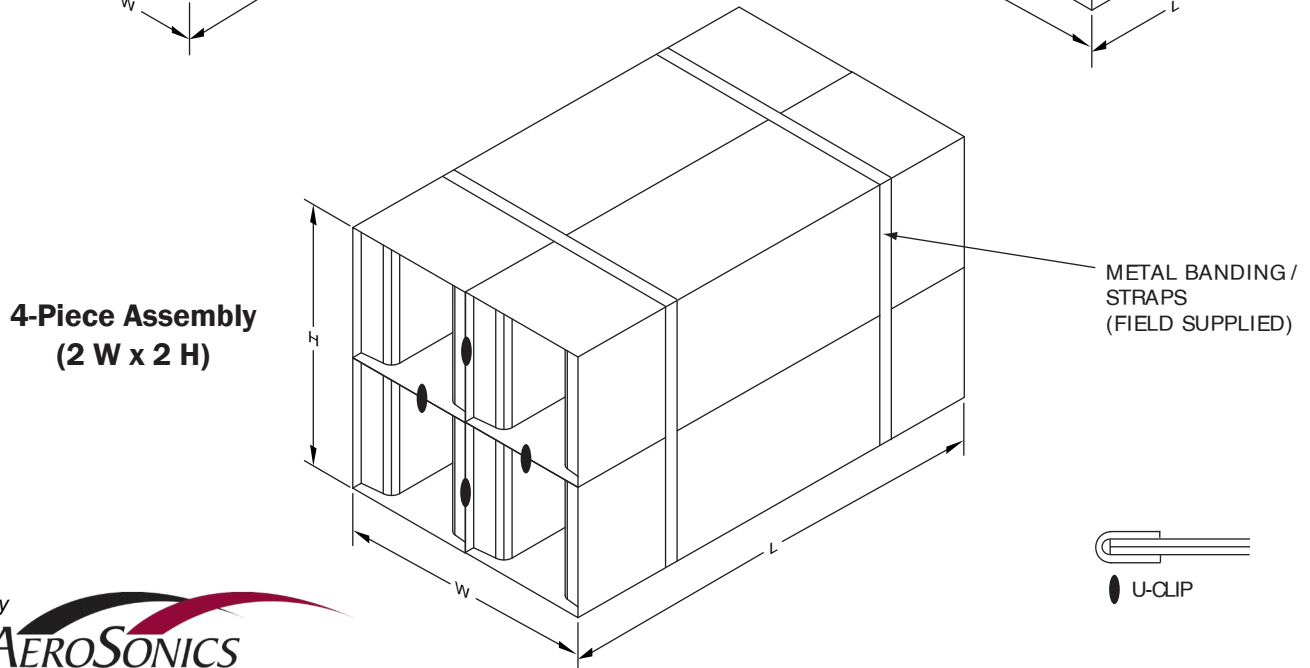
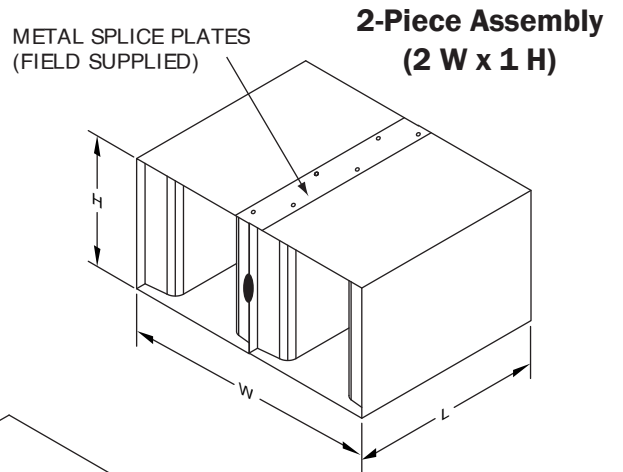
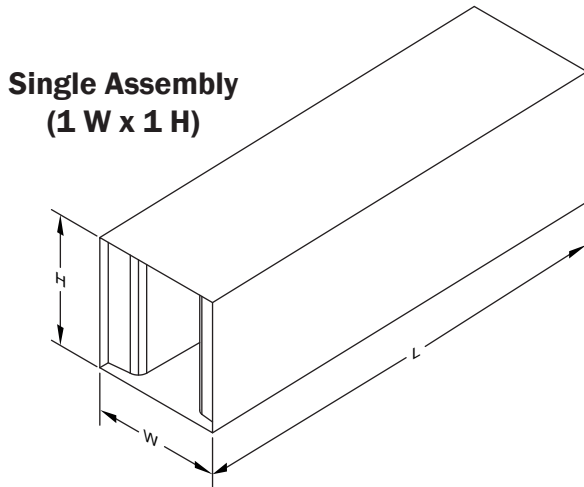


**RECTANGULAR
SILENCERS**

Sizing & Multiple
Assembly
Construction
Details

ASSEMBLY DETAILS

- Multiple sections are stacked and/or assembled side by side for the required configuration.
- Perforated baffles should be positioned vertically for most rigid assembly where possible.
- Steel bands (field supplied) are suggested to rigidly assemble multiplier sections together. Metal plates can be used for smaller assemblies.
- During assembly, apply sealant between sections at the inlet and discharge to prevent air leakage between units.
- Field fabricated U-Clips should be installed at both the inlet and discharge where 2 units mate to eliminate air generated noise and provide rigidity. See locations below.





Anemostat®

AIR DISTRIBUTION

Submittal Sheet

www.anemostat-hvac.com



RECTANGULAR SILENCERS

DUCT CONNECTION DETAILS AND OPTIONS

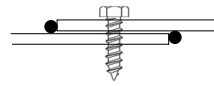
PRODUCT FEATURES

- Number of silencers per order size can vary based on overall dimensions and length.
- Multiple silencers are field assembled when applicable.
- Examples of multiple silencer build-up shown below.

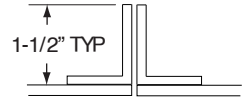
CONNECTION DETAILS



SLIP CONNECTION (STANDARD)

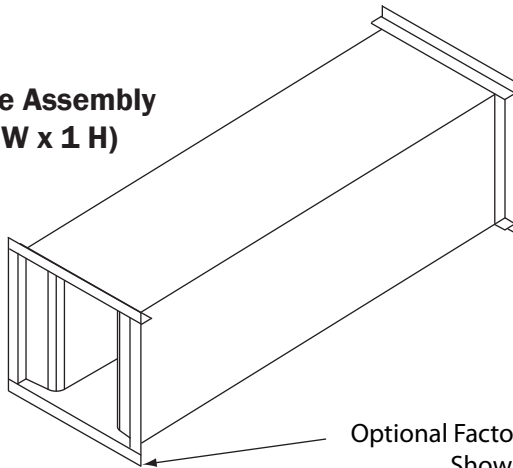


OVERLAP & SEAL



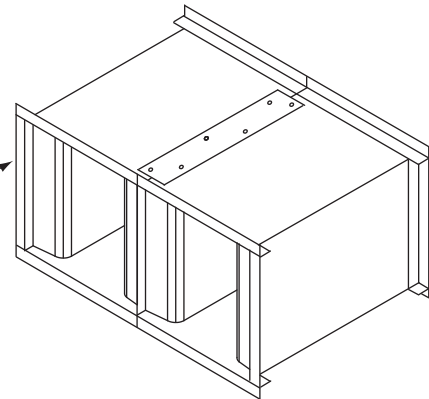
1-1/2" TYP
FLANGED INLET / OUTLET (OPTIONAL)

**Single Assembly
(1 W x 1 H)**

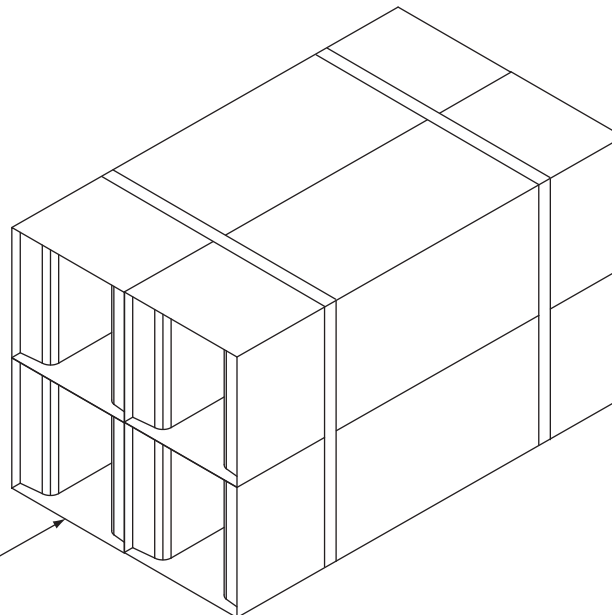


Optional Factory Flanges Shown

**2-Piece Assembly
(2 W x 1 H)**



**4-Piece Assembly
(2 W x 2 H)**



Slip Connection Shown

by

AEROSONICS

A Division of Anemostat, Inc.

All dimensions are in inches.

JOB NAME:

SUBMITTED BY: