

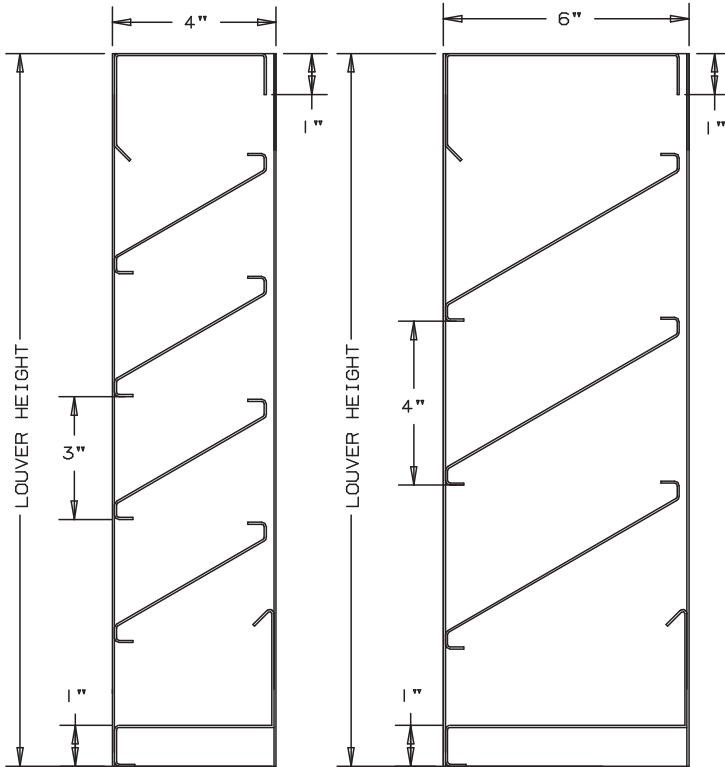


**Anemostat®**  
AIR DISTRIBUTION

MODEL **LS430 / LS630**

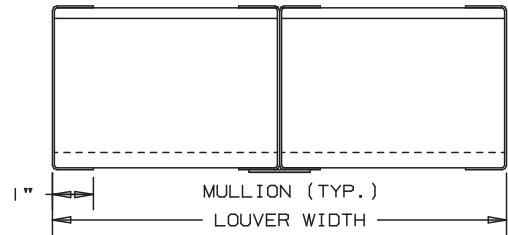
FORMED STEEL LOUVERS  
4" DEEP & 6" DEEP

30° STANDARD BLADE - STATIONARY



LS 430

LS 630



SPECIFICATIONS

FRAME: 18 GA. GALVANIZED STEEL  
BLADES: 18 GA. GALVANIZED STEEL  
APPROX. BLADE CENTERS 3"-4"  
SCREEN: 1/2" SQ. MESH, 19 GA. GALVANIZED STEEL (.041) WHEN INDICATED.  
CONSTRUCTION: RIVETED AND OR WELDED, FULL JAMBS WITH BLADES, HEAD AND SILL CONTAINED WITHIN.

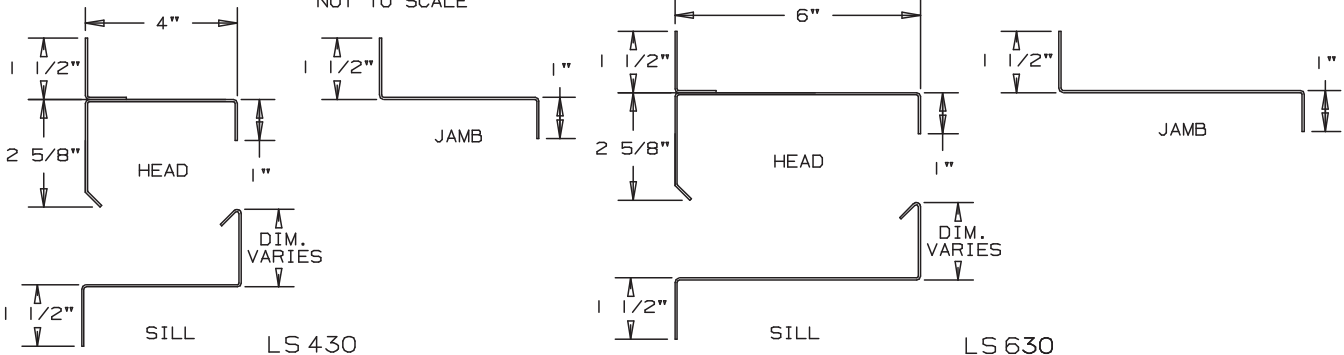
FINISH: \_\_\_\_\_  
MINIMUM PANEL SIZE: 12"x12"  
MAXIMUM PANEL SIZE: 60"x96"

AVERAGE SHIPPING WEIGHT (18 GA.)  
4" DEEP - 10 LBS./SQ. FT.  
6" DEEP - 11 LBS./SQ. FT.

OPTIONAL

FRAMES AND BLADES OF OTHER GAUGES  
OTHER MATERIALS: STAINLESS STEEL, COPPER, ALUM., ETC.  
FINISHES: ENAMELS, EPOXIES, ETC.  
SCREENS: INSECT SCREEN 18/16 MESH  
1/2" FLATTENED ALUM. .051"  
1/4" SQ. MESH 18 GA. GALV., .047"  
1/2" SQ. MESH 18 GA. STAINLESS STEEL, .047" PLUS OTHERS

NOT TO SCALE



FLANGE FRAME AVAILABLE

NOMINAL DEDUCTIONS WILL BE MADE TO THE OPENING SIZE GIVEN.

ITEM	QTY.	WIDTH	HEIGHT	WIDTH	HEIGHT	MULL	TYPE	LOC
		OPENING SIZE		LOUVER SIZE				

**Anemostat Air Distribution**  
1220 E. Watson Center Road  
Carson, CA 90745  
310-835-7500 • air@anemostat.com  
www.anemostat-hvac.com

AGENT: \_\_\_\_\_

ARCH./ENG. :
CONTR. :
PROJECT :
EDR:                      ECN:                      JOB:
DATE:                      DWN.:                      DWG.: