

PRODUCT FEATURES

- Minimum Panel Size:
12" x 12"
- Maximum Single Panel Size:
60" x 96"

CONSTRUCTION FEATURES

Material:

Extruded Aluminum 6063-T6/T52 Alloy

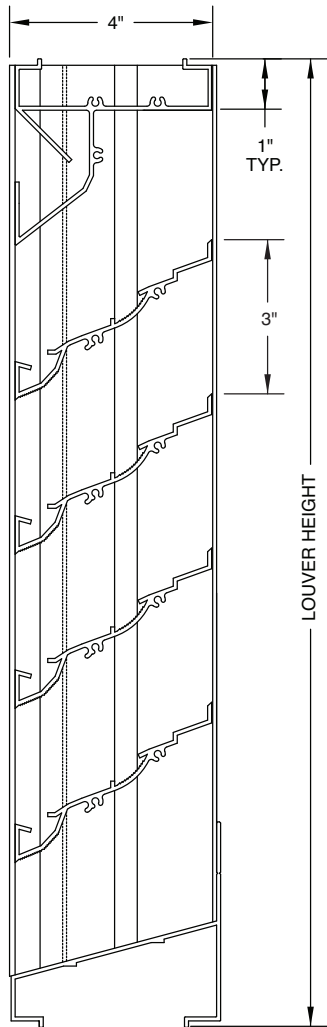
- .081" (nominal)
- .125" (nominal)

Face of Louver: Full Width Sill With Head and Blades Contained Within Jambs.
Approximate Blade Centers 3".

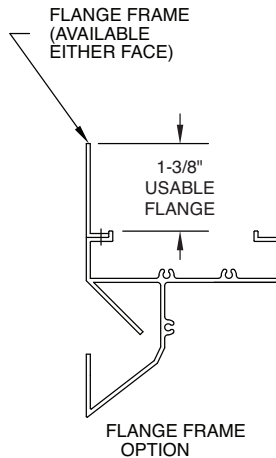
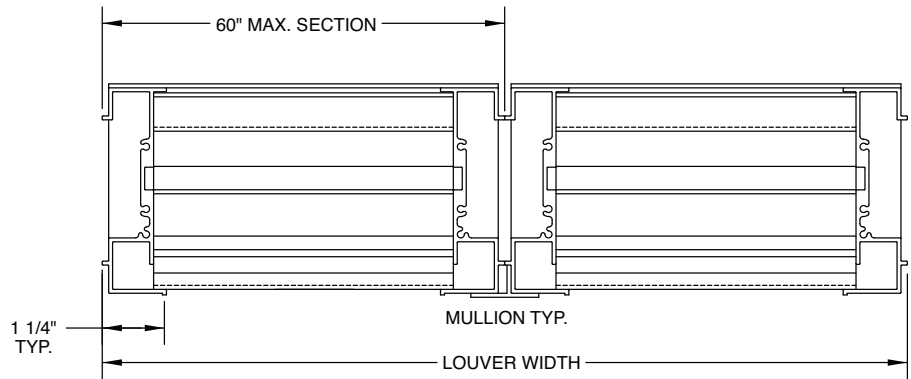
Screen: (Removable Frame)

- Bird Screen - 1/2" Flattened Aluminum, .051" Thk.
- 1/2" Sq. Mesh Intermediate Double-Crimped Aluminum Wire, .063" Dia.
- 18/16 Mesh, .011" Dia. Aluminum Wire Insect Screen.

Finish: _____



NOT TO SCALE



All dimensions are in inches.

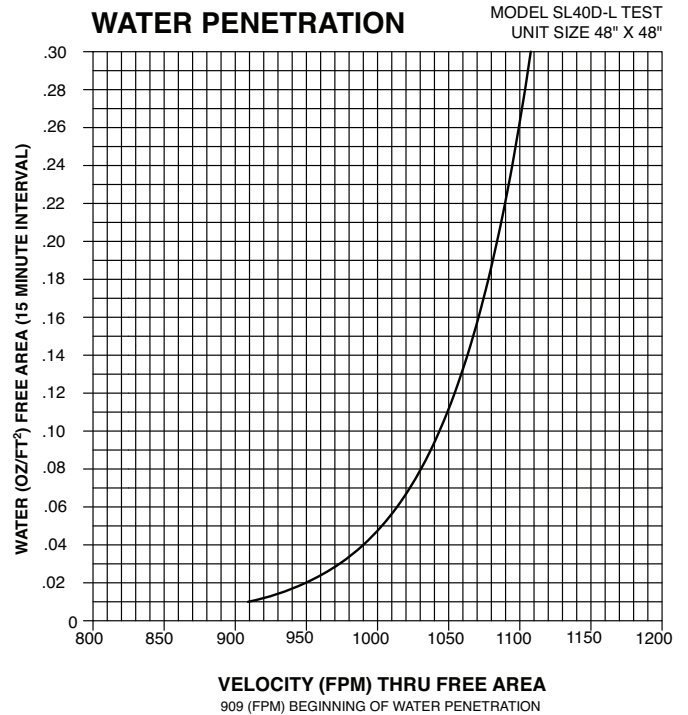
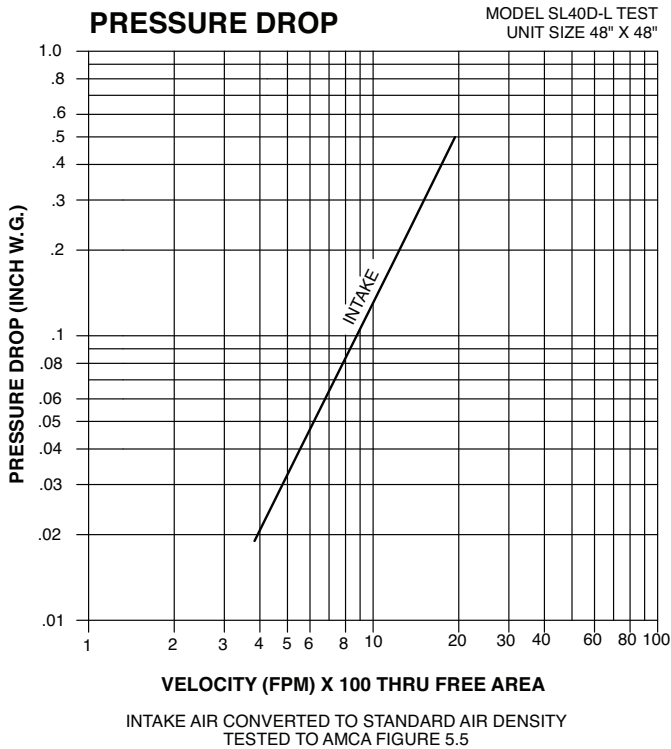
JOB NAME:

SUBMITTED BY:

PERFORMANCE DATA

TESTS OF A 48" x 48" SAMPLE ACCORDING TO AMCA STANDARD 500-L SHOWS THE BEGINNING POINT OF WATER PENETRATION TO BE 909 FPM THROUGH THE FREE AREA OF THE LOUVER, WITH LESS THAN .13" W.G. PRESSURE DROP AT 1000 FPM (INTAKE).

RATINGS DO NOT INCLUDE EFFECTS OF BIRDSCREEN.



FREE AREA (SQ. FT.)

WIDTH

| | 12" | 18" | 24" | 30" | 36" | 42" | 48" | 54" | 60" |
|-----|------|------|------|-------|-------|-------|-------|-------|-------|
| 12" | .35 | .57 | .79 | 1.01 | 1.23 | 1.45 | 1.67 | 1.89 | 2.11 |
| 24" | .91 | 1.48 | 2.05 | 2.62 | 3.20 | 3.77 | 4.34 | 4.91 | 5.48 |
| 36" | 1.46 | 2.39 | 3.31 | 4.24 | 5.16 | 6.09 | 7.01 | 7.93 | 8.86 |
| 48" | 2.02 | 3.30 | 4.57 | 5.85 | 7.13 | 8.40 | 9.63 | 10.96 | 12.23 |
| 60" | 2.58 | 4.21 | 5.84 | 7.47 | 9.09 | 10.72 | 12.35 | 13.98 | 15.61 |
| 72" | 3.14 | 5.12 | 7.10 | 9.08 | 11.06 | 13.04 | 15.02 | 17.00 | 18.98 |
| 84" | 3.69 | 6.03 | 8.36 | 10.69 | 13.03 | 15.36 | 17.69 | 20.03 | 22.36 |
| 96" | 4.25 | 6.94 | 9.62 | 12.31 | 14.99 | 17.68 | 20.36 | 23.05 | 25.73 |

HEIGHT



WATER PENETRATION



AIR PERFORMANCE

Anemostat certifies that the performance data shown has been determined by test in accordance with applicable AMCA standards.

All dimensions are in inches.

JOB NAME:

SUBMITTED BY: