

# S-VENT<sup>®</sup>

## SUBMITTAL SHEET

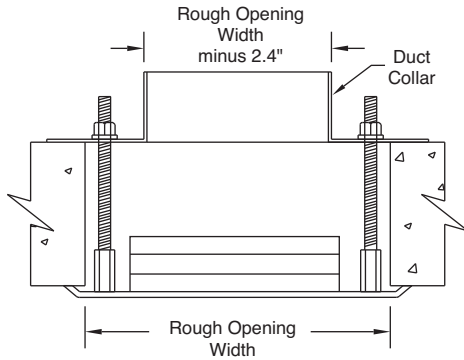


1220 WATSONCENTER ROAD • CARSON, CA 90745-4206  
 (310) 835-7500 • FAX (310) 835-0448  
 e-mail: airsec@anemostat.com • website: www.anemostat-hvac.com

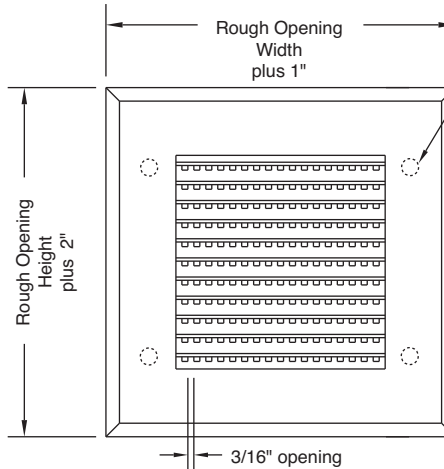
# SSV42-\_\_-RM

SPECIFY TYPE  
**MAXIMUM SECURITY GRILLE**  
 3/16" X 3/16" OPENING  
 REAR MOUNTED

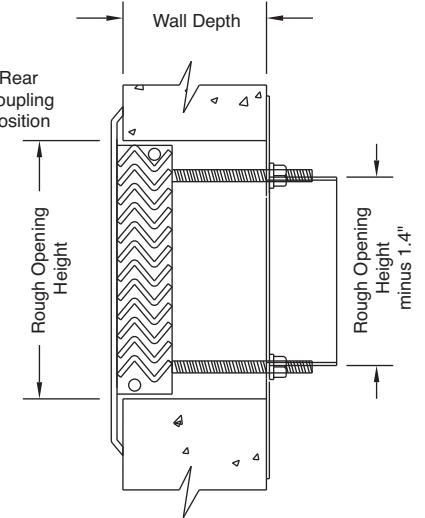
**TOP SECTION**



**FRONT SECTION**



**SIDE SECTION**



**IMPORTANT:** It is the specifier's responsibility to properly configure the HVAC system to meet the appropriate level of comfort, safety, security and detention

## PRODUCT FEATURES

**Face Flange**

14 GA (standard)

**Material Type**

Stainless Steel (standard)

**Horizontal Louvers/Vertical Mullions**

16 GA with 1 7/16" Neck Depth (std)

**Duct Collar**

14 GA Galvanized (standard)

**Coupling Nuts with Threaded Rods**

(standard)

**Finish**

2B Mill Finish (std)

White Powder Coat (opt)

Other Powder Coat Colors \_\_\_\_\_

**Sleeve (optional)**

14 GA Galvanized - specify length \_\_\_\_\_

**Locking Angles (two pieces)**

1" x 1" x 3/16" (optional)

1" x 1" x 1/4" (optional)

1" x 1" x 1/8" (optional)

**Opposed Blade Damper (optional)**  
 (galvanized, shipped loose)

Rear Operated

**MUST SPECIFY TYPE (BASED ON ROUGH OPENING SIZE) AS PART OF MODEL NUMBER WHEN PLACING ORDER**

ROUGH OPENING SIZES (WIDTH X HEIGHT)

| Dimensions in Inches | WIDTH |     |      |      |      |      |      |      |      |
|----------------------|-------|-----|------|------|------|------|------|------|------|
|                      | 6.4   | 8.4 | 10.4 | 12.4 | 14.4 | 16.4 | 18.4 | 20.4 | 22.4 |
| 5.4                  | A1    | B1  | C1   | D1   | E1   | F1   | G1   | H1   | J1   |
| 7.4                  | A2    | B2  | C2   | D2   | E2   | F2   | G2   | H2   | J2   |
| 9.4                  | A3    | B3  | C3   | D3   | E3   | F3   | G3   | H3   | J3   |
| 11.4                 | A4    | B4  | C4   | D4   | E4   | F4   | G4   | H4   | J4   |
| 13.4                 | A5    | B5  | C5   | D5   | E5   | F5   | G5   | H5   | J5   |
| 15.4                 | A6    | B6  | C6   | D6   | E6   | F6   | G6   | H6   | J6   |
| 17.4                 | A7    | B7  | C7   | D7   | E7   | F7   | G7   | H7   | J7   |
| 19.4                 | A8    | B8  | C8   | D8   | E8   | F8   | G8   | H8   | J8   |
| 21.4                 | A9    | B9  | C9   | D9   | E9   | F9   | G9   | H9   | J9   |

| QTY | TYPE | ROUGH OPENING W" X H" | WALL DEPTH |
|-----|------|-----------------------|------------|
| 27  | C4   | 10.3 X 11.4           | 6"         |
|     |      |                       |            |
|     |      |                       |            |
|     |      |                       |            |
|     |      |                       |            |
|     |      |                       |            |
|     |      |                       |            |
|     |      |                       |            |
|     |      |                       |            |

**SUBMITTAL APPROVAL**

|                              |      |                     |      |
|------------------------------|------|---------------------|------|
| <b>Job Name and Location</b> |      |                     |      |
| <b>Engineer</b>              | Date | <b>Factory</b>      | Date |
| <b>Mfr. Rep.</b>             | Date | <b>Submitted By</b> | Date |

MARCH 2015  
 NEW CONSTRUCTION  
 STAINLESS STEEL