

**PRODUCT FEATURES**

- Double deflection supply grille / register
- Includes Model RC auxiliary mounting frame
- Removable, reversible core
- Blades are parallel to width dimension
- Face screw holes attach Rota-core grille to Model RC frame
- Maximum core height is 18". Multiple cores used in grille heights over 18".
- 48" x 48" maximum single piece construction. Multiple sections requiring field assembly over 48".

**CONSTRUCTION DETAILS**

**Materials:** Extruded Aluminum

**Finish:** Arctic White baked on finish (std)

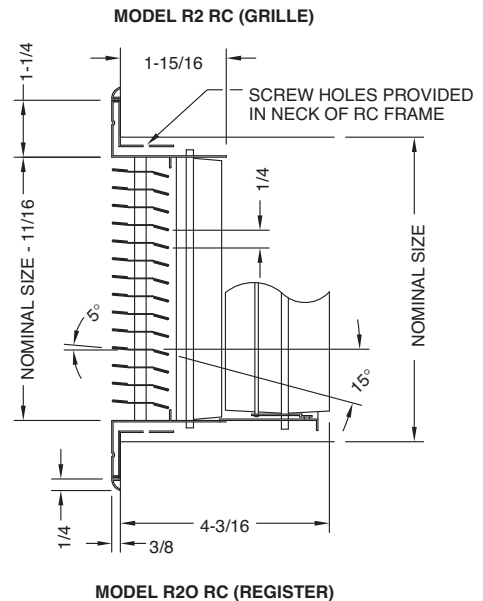
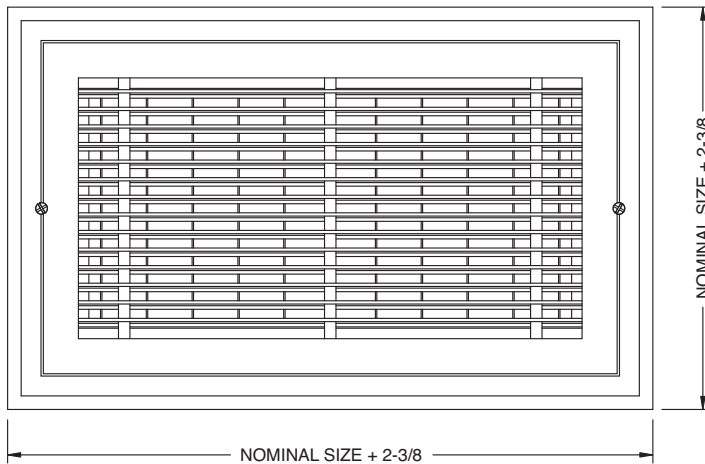
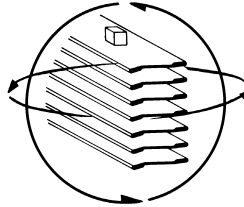
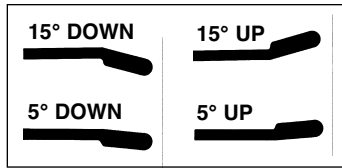
- Anemostat Color # \_\_\_\_\_
- Custom Color Match \_\_\_\_\_

**MODELS:**

- R2** Supply Grille
- R20** Supply register includes factory attached:
  - OB1-ST** Steel opposed blade volume damper
  - OB1-AL** Aluminum opposed blade volume damper
- RC** Removable core auxiliary

**OPTIONS:**

- Factory applied gasket material to frame



All dimensions are in inches.

**JOB NAME:** \_\_\_\_\_

**SUBMITTED BY:** \_\_\_\_\_