

**APPLICATION**


- Modular, exposed core supply diffuser easily configured for 1, 2, 3, or 4 way horizontal air discharge pattern to meet changing space needs
- Exhibits excellent VAV performance maintaining a horizontal pattern for the entire operating range
- Applicable to heating, cooling, or ventilation of spaces
- Frames for surface mounting or use with suspended grid systems

**PRODUCT FEATURES**


- Available in steel or aluminum construction
- "Easy-snap" cores removable without tools and positively retained by spring clips
- Directional cores from 3" x 3" up to 12" x 12"
- Square neck sizes available from 6" x 6" up to 24" x 24"
- Modular cores with close fit for enhanced appearance
- Diffusers ship with 4 way pattern
- Arctic White thermo-set finish

**DIFFUSER OPTIONS**

- Custom or optional paint colors
- Model OB1 opposed blade neck volume control damper
- Model TBF auxiliary mounting frame for hard / plaster ceilings
- Model SRA square-to-round neck adapters
- Rectangular Neck Sizes




**Model QC-S**  
Flat Surface Frame



**Model QC-B**  
Beveled Surface Frame



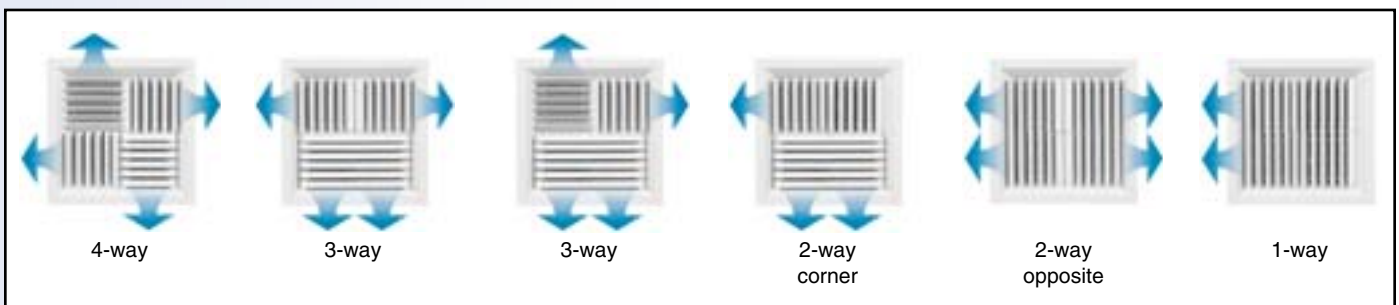
Rectangular Configuration  
(12" x 6" shown with 3" cores)



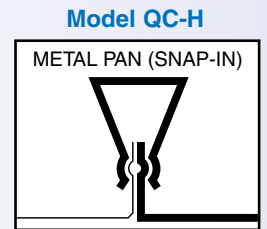
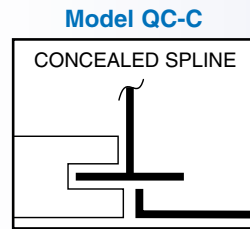
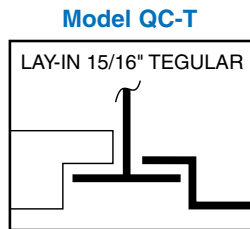
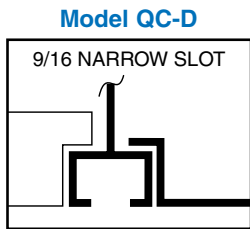
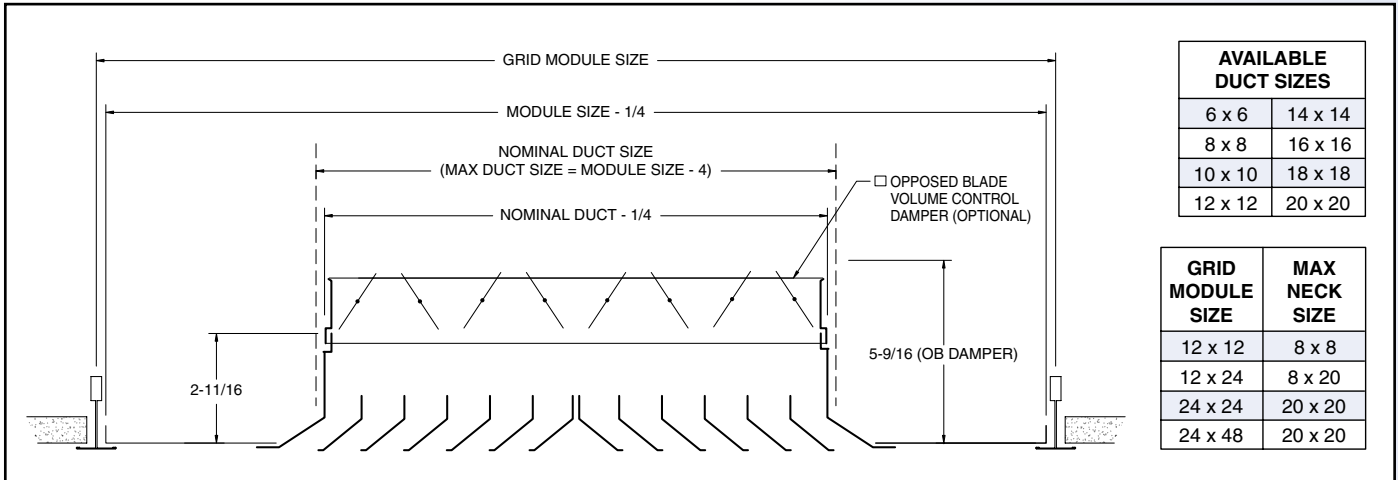
Square Diffusers

B

**CORE PATTERNS**



**Model QC-L • Lay-In T-Bar applications**



**MAXIMUM AVAILABLE NECK SIZE**

Model	Application	GRID MODULE SIZE					
		12 x 12	12 x 24	24 x 24	30 x 30	36 x 36	24 x 48
QC - L	T-Bar	8x8 / 8ø	8x8 / 8ø	20x20 / 20ø	24x24 / 24ø	24x24 / 24ø	20x20 / 24ø
QC - D	9/16" Narrow Slot	6x6 / 6ø	6x6 / 6ø	18x18 / 18ø	24x24 / 24ø	24x24 / 24ø	18x18 / 18ø
QC - T	Tegular	6x6 / 6ø	6x6 / 6ø	18x18 / 18ø	24x24 / 24ø	24x24 / 24ø	18x18 / 18ø
QC - C	Concealed Spline	6x6 / 6ø	6x6 / 6ø	18x18 / 18ø	24x24 / 24ø	24x24 / 24ø	18x18 / 18ø
QC - H	Metal Pan (Snap-in)	6x6 / 6ø	6x6 / 6ø	18x18 / 18ø	24x24 / 24ø	24x24 / 24ø	18x18 / 18ø

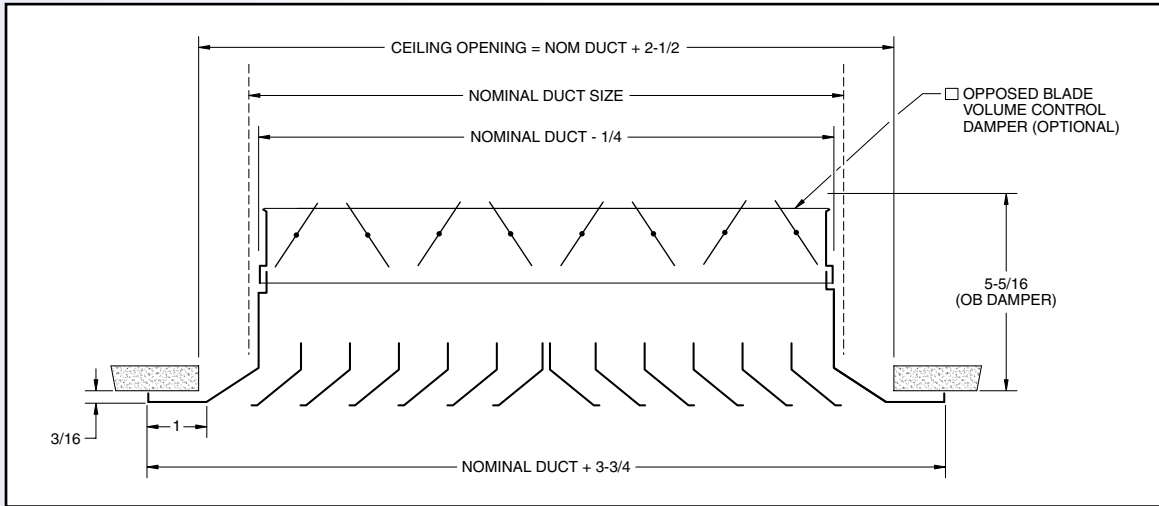
**Round Duct Connections**

Add model SRA (square to round adapter) to any square neck diffuser.  
Maximum round neck diameter = diffuser square neck size.

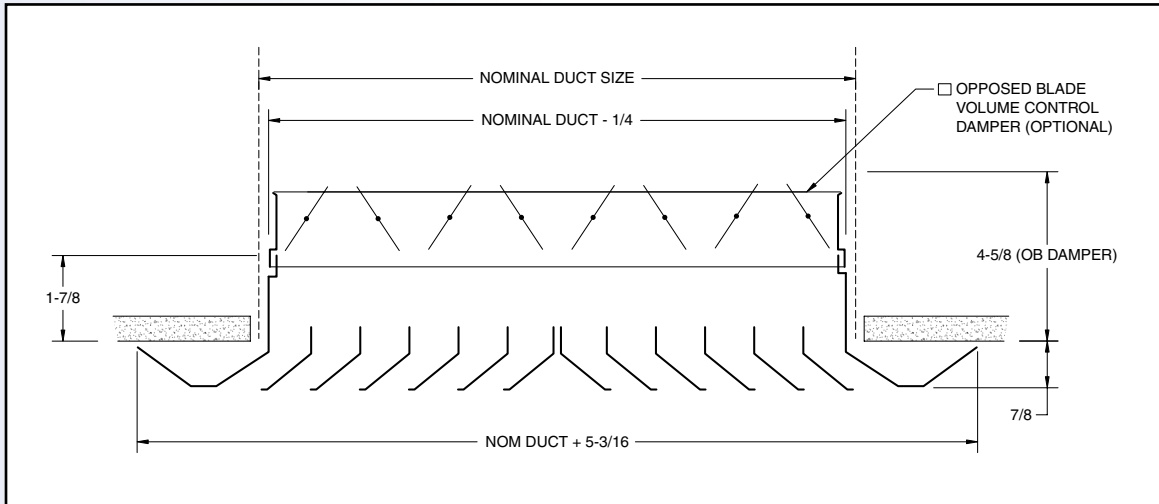


Typical 3-way air distribution pattern for 3-core QC diffuser.  
Smoke tested in Anemostat laboratory.

**Model QC-S • Flat Surface Frame**



**Model QC-B • Beveled Surface Frame**



AVAILABLE NECK SIZES	
6 x 6	16 x 16
8 x 8	18 x 18
10 x 10	20 x 20
12 x 12	22 x 22
14 x 14	24 x 24

**Model SRA**

Converts any square neck diffuser to accept round duct connection

