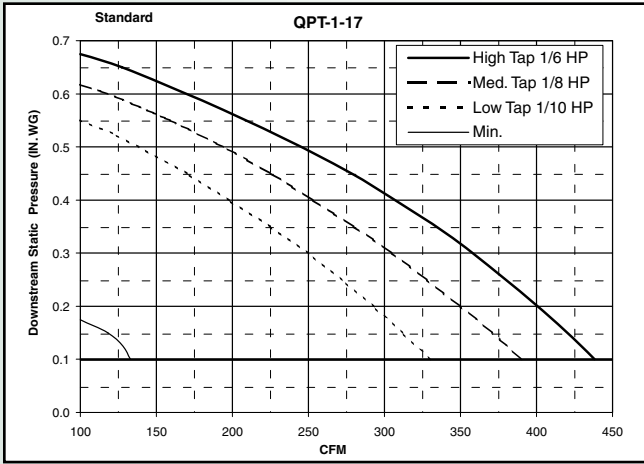
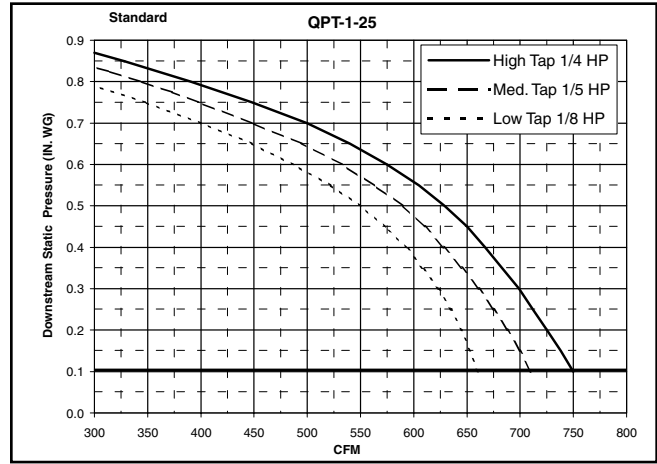


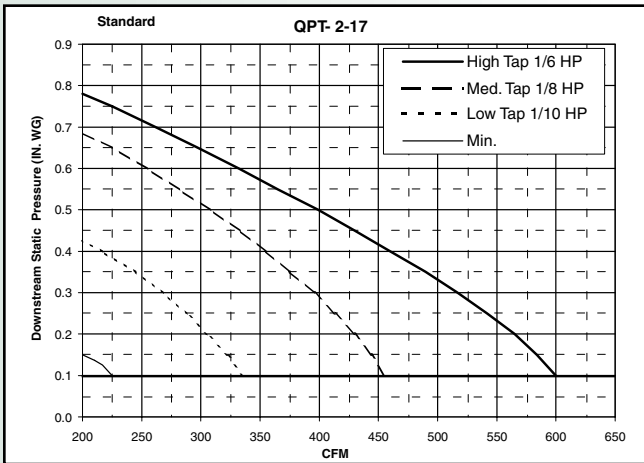
Graph 6: Fan Performance Data: Cooling Only & Electric Heat (120V & 277V / 1Ø / 60Hz)



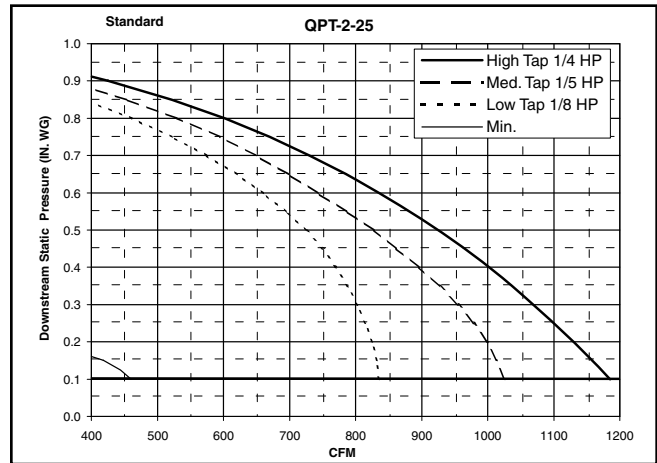
Max Fan Motor Amperage (FLA)			
Size 1-17			
Tap	H	M	L
HP	1/6	1/8	1/10
115V	2.5	2.2	1.8
277V	1.0	0.8	0.5



Max Fan Motor Amperage (FLA)			
Size 1-25			
Tap	H	M	L
HP	1/4	1/5	1/8
115V	5.5	4.8	4.0
277V	2.0	1.8	1.5



Max Fan Motor Amperage (FLA)			
Size 2-17			
Tap	H	M	L
HP	1/6	1/8	1/10
115V	2.5	2.2	1.8
277V	1.0	0.8	0.5



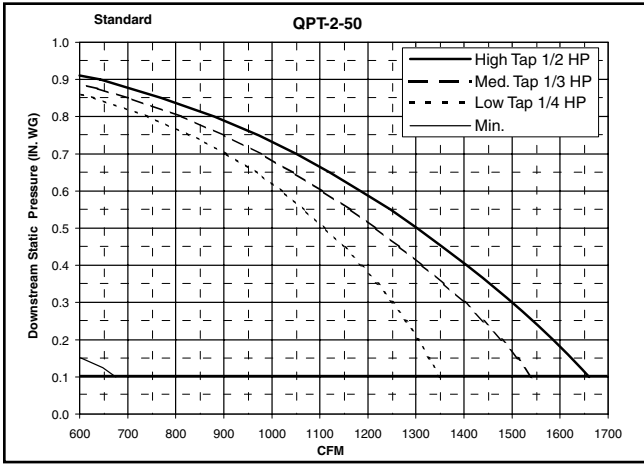
Max Fan Motor Amperage (FLA)			
Size 2-25			
Tap	H	M	L
HP	1/4	1/5	1/8
115V	6.0	5.0	4.0
277V	2.5	2.0	1.5

Notes:

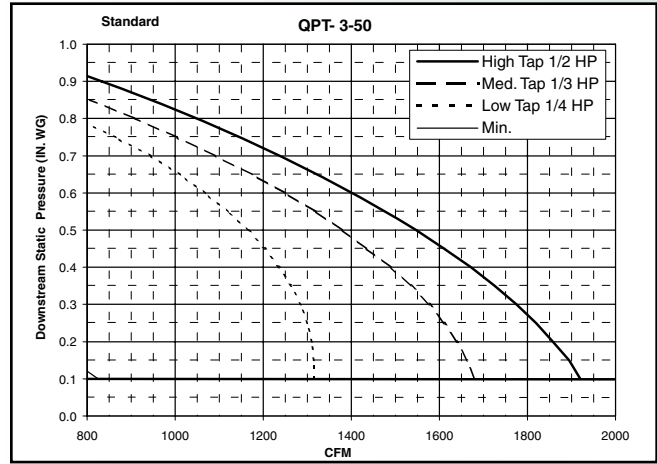
1. These curves represent maximum fan performance for each motor tap.
2. A fan speed controller can be used to obtain any flow between curves (below High tap curve and above Min. curve).
3. For best motor efficiency, use the lowest motor tap necessary in conjunction with the fan speed controller to obtain desired flow conditions.

4. Operating the unit below min. curve will result in significantly reduced motor life.
5. Electric heater pressure drop is considered negligible.

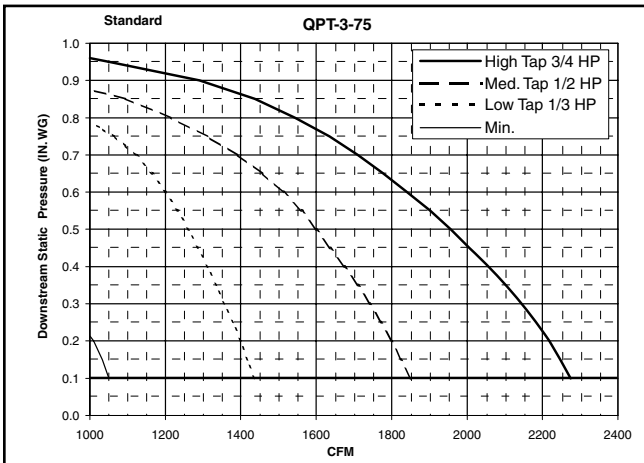
Graph 7: Fan Performance Data: Cooling Only & Electric Heat (120V & 277V / 1Ø / 60Hz)



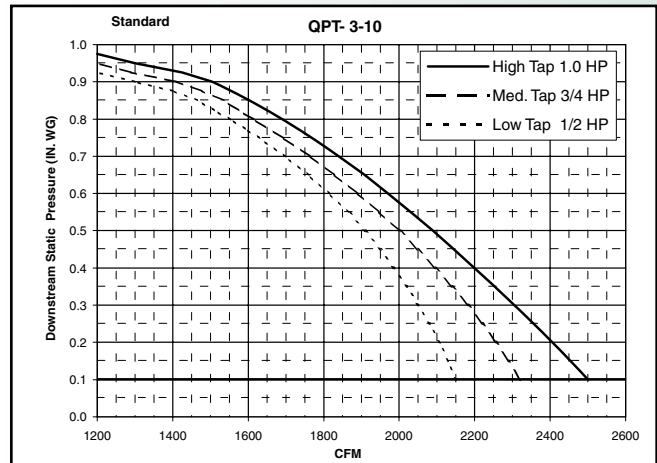
Max Fan Motor Amperage (FLA)			
Size 2-50			
Tap	H	M	L
HP	1/2	1/3	1/4
115V	8.0	7.0	6.0
277V	3.7	3.2	2.8



Max Fan Motor Amperage (FLA)			
Size 3-50			
Tap	H	M	L
HP	1/2	1/3	1/4
115V	8.5	8.0	7.0
277V	4.0	3.5	3.0



Max Fan Motor Amperage (FLA)			
Size 3-75			
Tap	H	M	L
HP	3/4	1/2	1/3
115V	10.5	7.5	5.5
277V	4.0	3.0	2.0



Max Fan Motor Amperage (FLA)			
Size 3-10			
Tap	H	M	L
HP	1.0	3/4	1/2
115V	12.0	11.0	10.0
277V	5.0	4.5	4.0

Notes:

1. These curves represent maximum fan performance for each motor tap.
2. A fan speed controller can be used to obtain any flow between curves (below High tap curve and above Min. curve).
3. For best motor efficiency, use the lowest motor tap necessary in conjunction with the fan speed controller to obtain desired flow conditions.
4. Operating the unit below min. curve will result in significantly reduced motor life.
5. Electric heater pressure drop is considered negligible.