

# SUBMITTAL SHEET

www.anemostat-hvac.com

 Architectural Linear Diffuser  
 Combo 9/16" Tegular (T9) &  
 Beveled Plaster (B) Frames  
 1" & 1-1/2" Slot Widths

## PRODUCT FEATURES

- Designed for use with combination 9/16" Tegular / Beveled Plaster Frame applications
- Standard lengths = 24", 30", 36", 48", 60", 72" (custom lengths available)
- Includes plenum mounting yokes

## CONSTRUCTION DETAILS

- Extruded aluminum, adjustable linear slot diffuser

### Finish:

- ☐ Arctic White T9 Frame and Center Tees  
 Black Beveled Plaster Frame & Volume / Pattern Controllers
- ☐ Optional Anemostat Color
- ☐ Custom Color Match

## MODELS

### Supply Diffusers

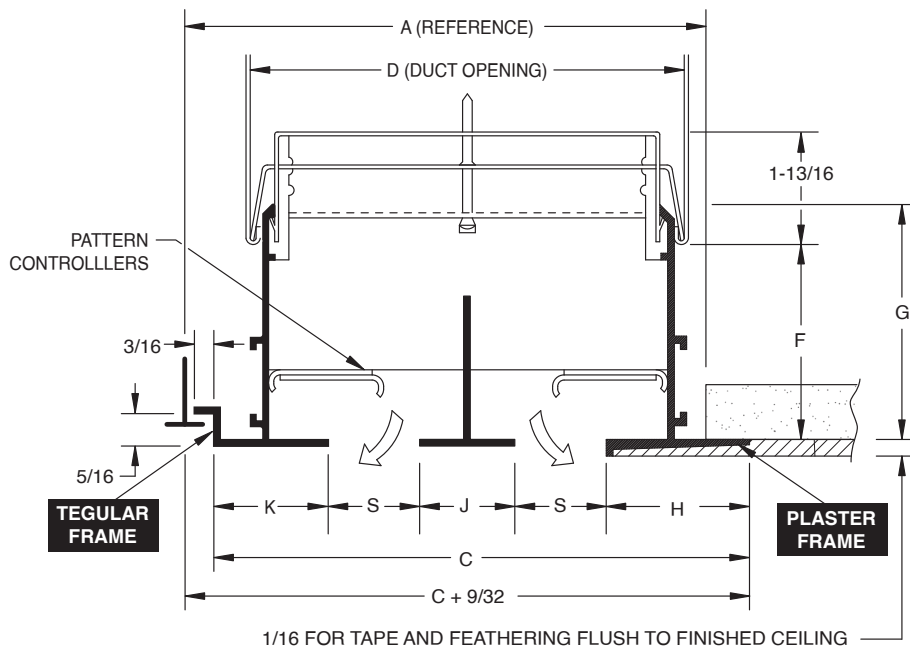
- ☐ **FF-T9B-100** 1" Slot
- ☐ **FF-T9B-150** 1-1/2" Slot

### Returns (No Volume / Pattern Controllers)

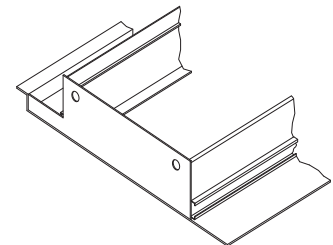
- ☐ **FFR-T9B-100** 1" Slot
- ☐ **FFR-T9B-150** 1-1/2" Slot

## SECTION VIEW

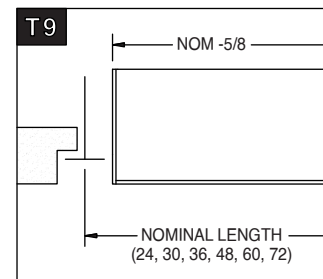
### 2 SLOT SHOWN



## LENGTH



## END PLATE DETAIL



### FF-T9B-100 • 1" SLOT WIDTH

# SLOTS	S	A	C	D	J	F	G	K	H
1	1	3-13/32	3-11/16	2-5/16	-	1-1/4 to 1-5/8	2-1/16	1-7/16	1-1/4
2	1	5-13/32	5-11/16	4-5/16	1				
3	1	7-13/32	7-11/16	6-5/16	1				
4	1	9-13/32	9-11/16	8-5/16	1				

### FF-T9B-150 • 1-1/2" SLOT WIDTH

# SLOTS	S	A	C	D	J	F	G	K	H
1	1-1/2	4-13/32	4-11/16	3-5/16	-	1-23/32 to 2-3/32	2-9/16	1-11/16	1-1/2
2	1-1/2	7-13/32	7-11/16	6-5/16	1-1/2				
3	1-1/2	10-13/32	10-11/16	9-5/16	1-1/2				
4	1-1/2	13-13/32	13-11/16	12-5/16	1-1/2				

All dimensions are in inches.

JOB NAME:

SUBMITTED BY:

# SUBMITTAL SHEET

www.anemostat-hvac.com

**90° MITERED CORNER  
FACE MITER**

## PRODUCT FEATURES

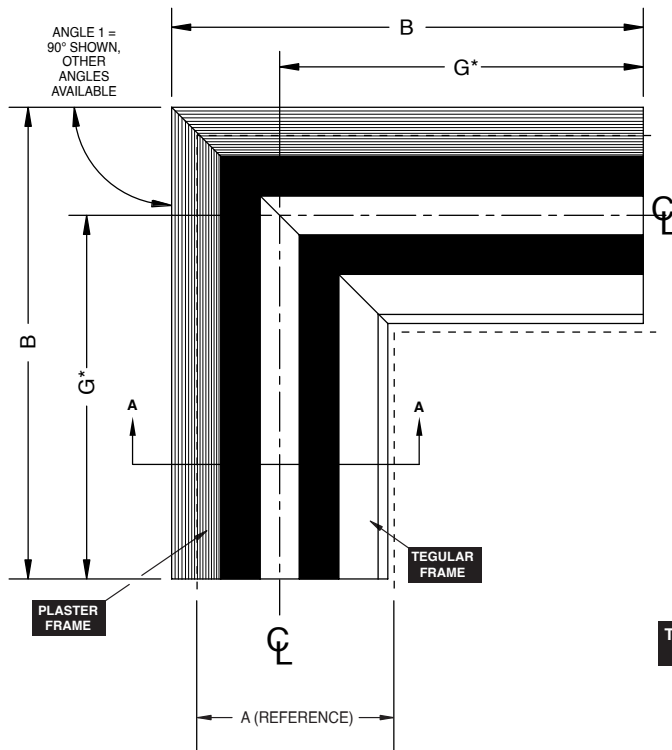
- Welded corner with standard 90° face miter
- Available to match any Free Flo or Pro Jet mounting frame style, slot quantity, slot width
- Corner is inactive
- Retains similar appearance as adjoining units

## CONSTRUCTION DETAILS

- Material:** Extruded Aluminum
- Finish:** Tegular Frame & Center Tees - Arctic White  
Plaster Frame - Black
- ☐ Custom Colors \_\_\_\_\_

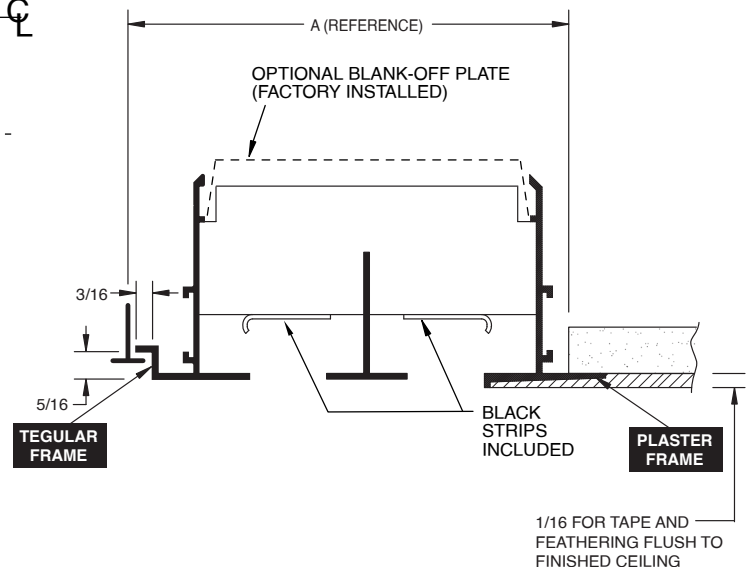
## ACCESSORIES

- ☐ Blank-off plate (factory installed) coated steel



- Contact factory for more than 4 Slots, Other Angles
- Refer to Free Flo (FF) / Pro Jet (PJ) Submittal sheet detail for cross sectional dimensions
- 2 Slot Shown

### SECTION A-A VIEW 2 SLOT SHOWN



\* Dimensions G is the Centerline of the center Tee or middle slot.

90° FACE MITER										
MODELS : FF-T9B / PJ-T9B										
# SLOTS	-100		-150		-200		-250		-300	
	1"		1-1/2"		2"		2-1/2"		3"	
	B	G	B	G	B	G	B	G	B	G
1	11-3/4	10	12-1/4	10	12-3/4	10	13-1/4	10	13-1/2	10
2	12-3/4	10	13-3/4	10	18-3/4	14	19-3/4	14	20-1/2	14
3	17-3/4	14	19-1/4	14	20-3/4	14	28-1/4	20	29-1/2	20
4	18-3/4	14	20-3/4	14	28-3/4	20	30-3/4	20	32-1/2	20

All dimensions are in inches.

**JOB NAME:**

**SUBMITTED BY:**