

# SUBMITTAL SHEET

www.anemostat-hvac.com

Architectural Linear Diffuser  
Combo 9/16" Tegular (T9) &  
Beveled Plaster (B) Frames  
2", 2-1/2", 3" Slot Widths

### PRODUCT FEATURES

- Designed for use with combination 9/16" Tegular / Beveled Plaster Frame applications
- Standard lengths = 24", 30", 36", 48", 60", 72" (custom lengths available)
- Includes plenum mounting yokes

### CONSTRUCTION DETAILS

- Extruded aluminum, adjustable linear slot diffuser

#### Finish:

- Arctic White T9 Frame and Center Tees  
Black Beveled Plaster Frame & Volume / Pattern Controllers
- Optional Anemostat Color
- Custom Color Match

### MODELS

#### Supply Diffusers

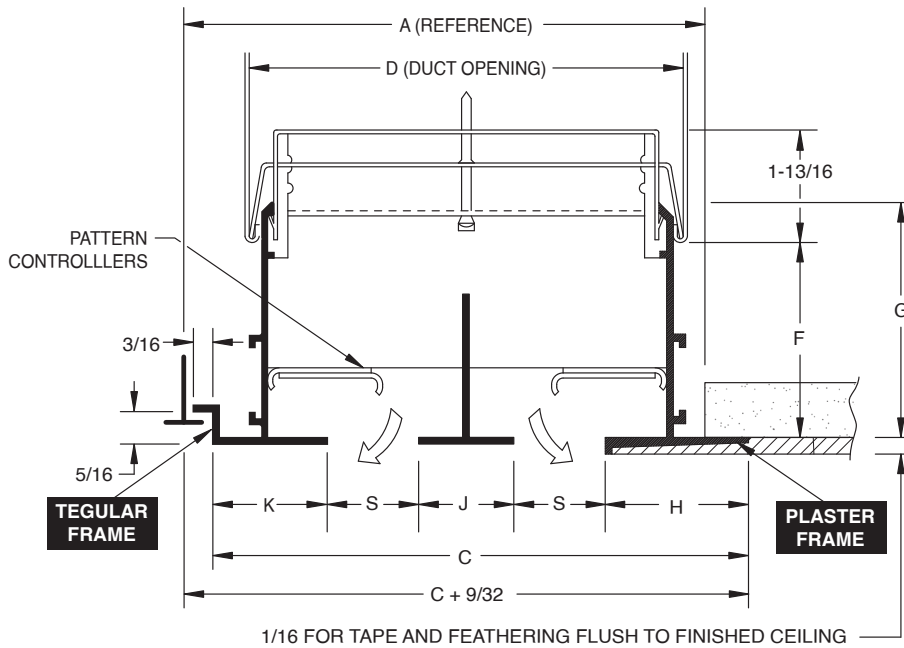
- FF-T9B-200** 2" Slot
- FF-T9B-250** 2-1/2" Slot
- FF-T9B-300** 3" Slot

#### Returns (No Volume / Pattern Controllers)

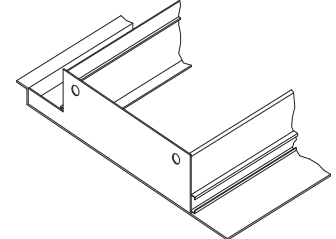
- FFR-T9B-200** 2" Slot
- FFR-T9B-250** 2-1/2" Slot
- FFR-T9B-300** 3" Slot

### SECTION VIEW

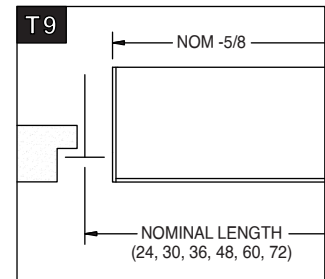
#### 2 SLOT SHOWN



### LENGTH



#### END PLATE DETAIL



FF-T9B-200 • 2" SLOT WIDTH									
# SLOTS	S	A	C	D	J	F	G	K	H
1	2	5-21/32	5-15/16	4-5/16	-	1-25/32 to 2-5/32	2-5/8	2-3/16	1-3/4
2	2	9-21/32	9-15/16	8-5/16	2				
FF-T9B-250 • 2-1/2" SLOT WIDTH									
# SLOTS	S	A	C	D	J	F	G	K	H
1	2-1/2	6-13/32	6-11/16	5-5/16	-	2-1/4 to 2-5/8	3-3/32	2-3/16	2
2	2-1/2	11-13/32	11-11/16	10-5/16	2-1/2				
FF-T9B-300 • 3" SLOT WIDTH									
# SLOTS	S	A	C	D	J	F	G	K	H
1	3	7-5/32	7-3/16	6-5/16	-	2-3/8 to 2-3/4	3-7/32	2-3/16	2
2	3	13-5/32	13-3/16	12-5/16	3				

All dimensions are in inches.

JOB NAME:

SUBMITTED BY:

# SUBMITTAL SHEET

**90° MITERED CORNER**  
**FACE MITER**

www.anemostat-hvac.com

### PRODUCT FEATURES

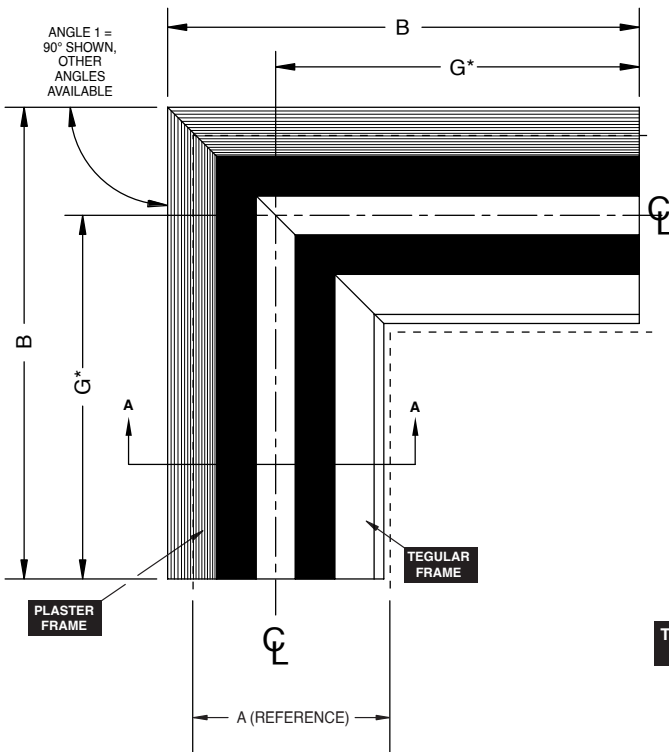
- Welded corner with standard 90° face miter
- Available to match any Free Flo or Pro Jet mounting frame style, slot quantity, slot width
- Corner is inactive
- Retains similar appearance as adjoining units

### CONSTRUCTION DETAILS

- Material:** Extruded Aluminum  
**Finish:** Tegular Frame & Center Tees - Arctic White  
 Plaster Frame - Black  
 Custom Colors \_\_\_\_\_

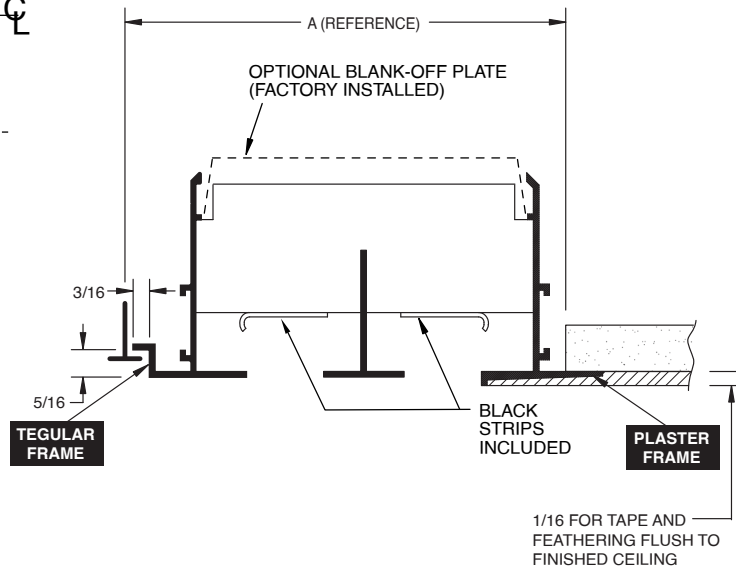
### ACCESSORIES

- Blank-off plate (factory installed) coated steel



- Contact factory for more than 4 Slots, Other Angles
- Refer to Free Flo (FF) / Pro Jet (PJ) Submittal sheet detail for cross sectional dimensions
- 2 Slot Shown

### SECTION A-A VIEW 2 SLOT SHOWN



\* Dimensions G is the Centerline of the center Tee or middle slot.

90° FACE MITER										
MODELS : FF-T9B / PJ-T9B										
# SLOTS	-100		-150		-200		-250		-300	
	1"		1-1/2"		2"		2-1/2"		3"	
	B	G	B	G	B	G	B	G	B	G
1	11-3/4	10	12-1/4	10	12-3/4	10	13-1/4	10	13-1/2	10
2	12-3/4	10	13-3/4	10	18-3/4	14	19-3/4	14	20-1/2	14
3	17-3/4	14	19-1/4	14	20-3/4	14	28-1/4	20	29-1/2	20
4	18-3/4	14	20-3/4	14	28-3/4	20	30-3/4	20	32-1/2	20

All dimensions are in inches.

JOB NAME:

SUBMITTED BY: