

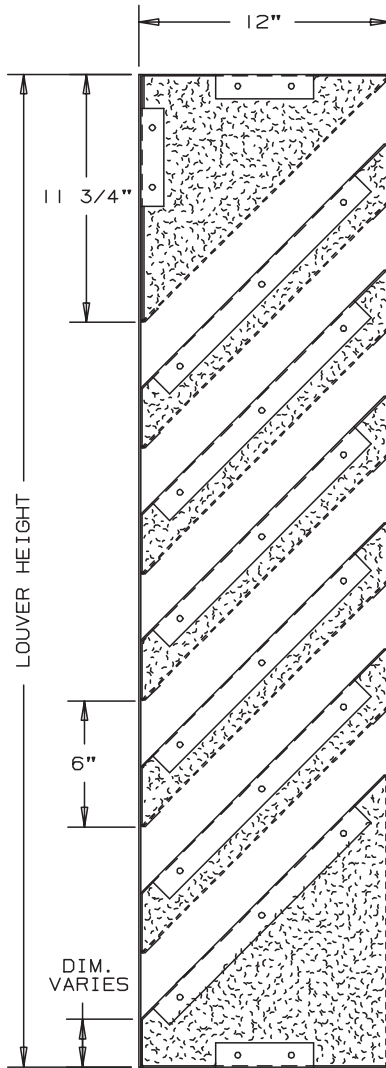


**Anemostat®**  
AIR DISTRIBUTION

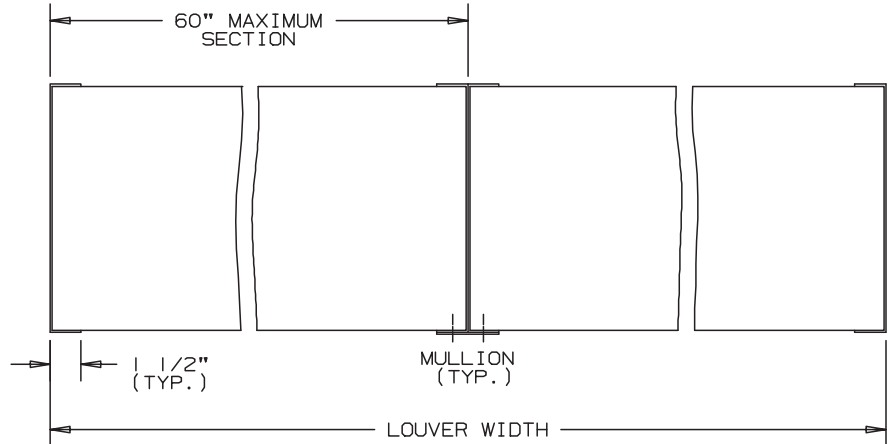
MODEL **ACT126**

ACOUSTICAL LOUVERS  
12" DEEP WITH 6" BLADE SPACING

FOR USE WHERE NOISE REDUCTION IS REQUIRED  
AIR FLOW DESIGN FOR INTAKE OR DISCHARGE



NOT TO SCALE



SPECIFICATIONS

**MODEL ACT126, STEEL**

FRAME: 16 GA. GALVANIZED STEEL.  
BLADE: 18 GA. GALVANIZED STEEL AIRFOIL EXTERIOR SURFACE WITH 22 GA. PERFORATED STEEL INTERIOR SURFACE.  
BLADE FILL: ECO-SOUND INSULATION.  
SCREEN: 1/2" GALVANIZED STEEL MESH (.041").  
FINISH: MILL, GALVANIZED.

**MODEL ACT126, ALUMINUM**

FRAME: 14 GA. ALUMINUM.  
BLADE: 16 GA. ALUMINUM AIRFOIL EXTERIOR SURFACE WITH 22 GA. PERFORATED ALUMINUM INTERIOR SURFACE.  
BLADE FILL: ECO-SOUND INSULATION  
SCREEN: 1/2" FLATTENED ALUMINUM MESH (.051").  
FINISH: MILL, ALUMINUM.

OPTIONAL

FINISHES: ENAMELS, EPOXIES, ETC.

FOR PERFORMANCE DATA  
-SEE REVERSE SIDE

NOMINAL DEDUCTIONS WILL BE MADE TO OPENING SIZES GIVEN.

ITEM	QTY.	WIDTH	HEIGHT	WIDTH	HEIGHT	MULL	TYPE	LOC	UNION MADE
		OPENING SIZE		LOUVER SIZE		SCREENS			



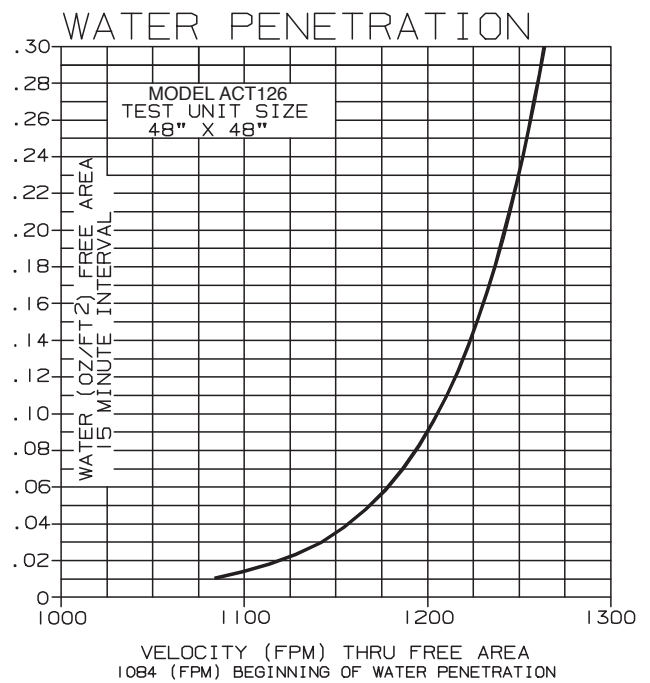
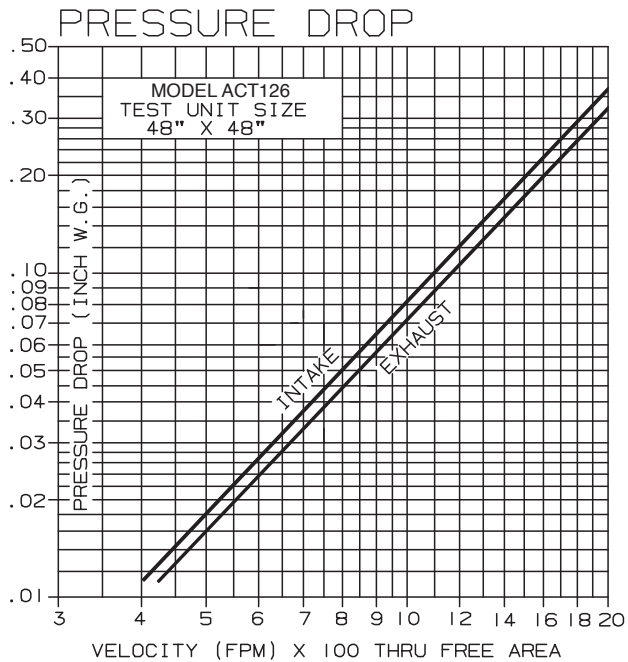
**Anemostat Air Distribution**  
1220 E. Watson Center Road  
Carson, CA 90745  
310-835-7500 • air@anemostat.com  
www.anemostat-hvac.com

AGENT: \_\_\_\_\_

ARCH. /ENG. :
CONTR. :
PROJECT :
EDR:                      ECN:                      JOB:
DATE:                      DWN. :                      DWG. :

# MODEL ACT126

## PERFORMANCE DATA



### SOUND TRANSMISSION LOSS

OCTIVE BAND	1	2	3	4	5	6	7	8
FREQUENCY (Hz)	63	125	250	500	1000	2000	4000	8000
SOUND TRANSMISSION LOSS (db)	8	7	5	10	19	26	16	14
FREE FIELD NOISE REDUCTION	14	13	11	16	25	32	22	20

### ATTENUATION

DISTANCE FROM LOUVER	OCTIVE BAND CENTER FREQUENCY (Hz)							
	63	125	250	500	1000	2000	4000	8000
0'	14	13	11	16	25	32	22	20
10'	26	25	23	28	37	44	34	32
50'	40	39	37	42	51	58	48	46
100'	46	45	43	48	57	64	54	52
200'	52	51	49	54	63	70	60	58
500'	60	59	57	62	71	78	68	66
1000'	66	65	63	68	77	84	74	72

ATTENUATION CHART ABOVE IS A COMBINATION OF THE MODELACT126 SOUND TRANSMISSION LOSS AND THE REDUCTION OF SOUND ENERGY AS A FUNCTION OF DISTANCE.

### FREE AREA

		FREE AREA (SQ. FT.)								
		WIDTH								
		12"	18"	24"	30"	36"	42"	48"	54"	60"
HEIGHT	24"	.27	.44	.62	.80	.97	1.15	1.33	1.51	1.68
	36"	.53	.89	1.24	1.59	1.95	2.30	2.66	3.01	3.36
	48"	.80	1.33	1.86	2.39	2.92	3.45	3.98	4.52	5.05
	60"	1.06	1.77	2.48	3.19	3.90	4.60	5.31	6.02	6.73
	72"	1.33	2.21	3.10	3.98	4.87	5.76	6.64	7.53	8.41
	84"	1.59	2.66	3.72	4.78	5.84	6.91	7.97	9.03	10.09
96"	1.86	3.10	4.34	5.58	6.82	8.06	9.30	10.54	11.78	