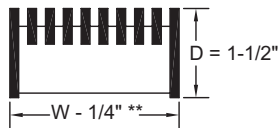


SUBMITTAL SHEET

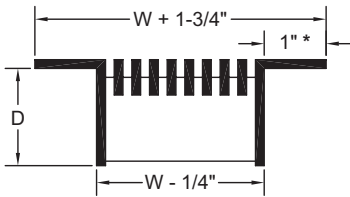
www.anemostat-hvac.com

FRAME STYLES

Straight Frame
Style S - 1/8" or 1/4" x 1-1/2" Bar
(Frame width matches core bar width)



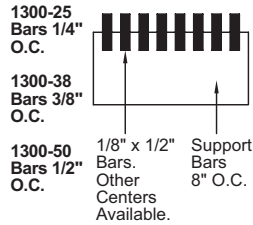
Flanged Frame
Style FF



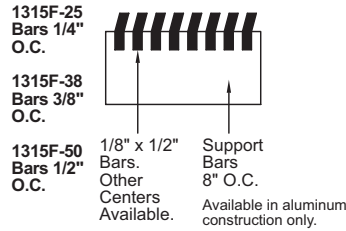
* Other Flange Widths Available

CORE STYLES

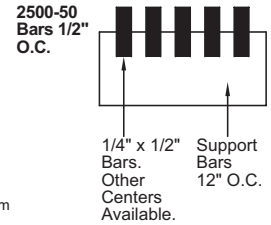
0 DEGREE DEFLECTION



15 DEGREE DEFLECTION

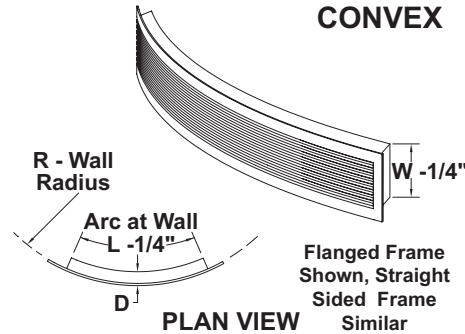


0 DEGREE DEFLECTION

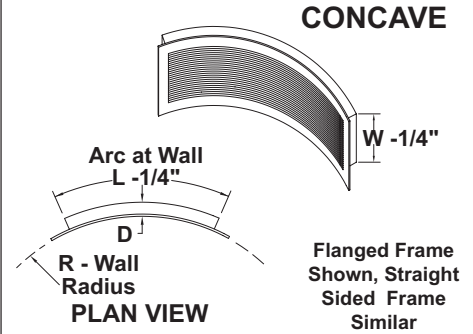


NOTE: Contact the factory for limitations on radius of curvature.

CONVEX

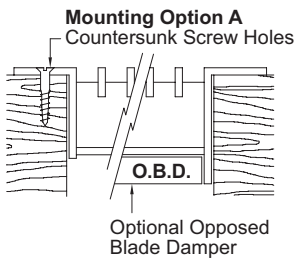


CONCAVE

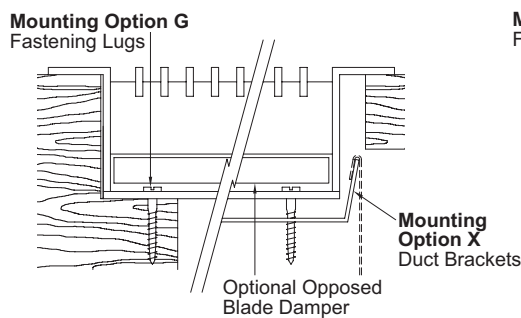


OPTIONS

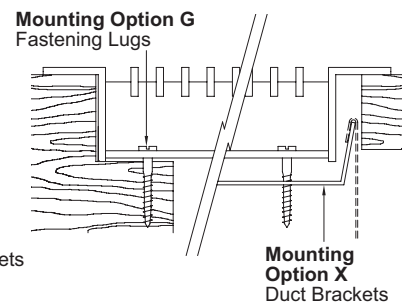
COUNTERSUNK SCREW HOLES / OPPOSED BLADE DAMPER



OPPOSED BLADE DAMPER WITH FASTENING LUGS / DUCT BRACKETS



FASTENING LUGS / DUCT BRACKETS



Qty.	Listed Size		Wall Radius R	Curvature		Depth D	Core Style	Core Bar Centers	Frame Style	Sup. Bar Spacing	Material	Mtg Option	Finish	Damper	Tag
	L	W		Convex	Concave										

All dimensions are in inches.

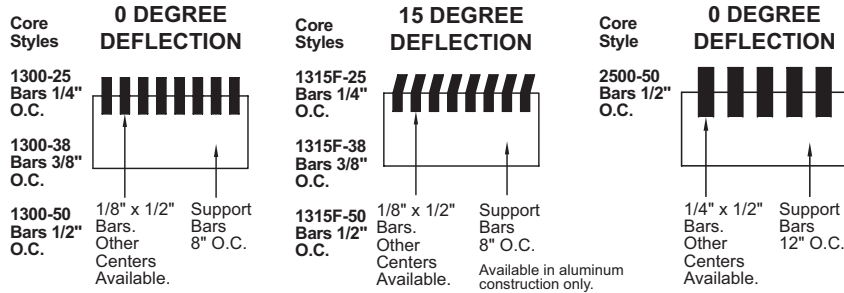
JOB NAME:

SUBMITTED BY:

SUBMITTAL SHEET

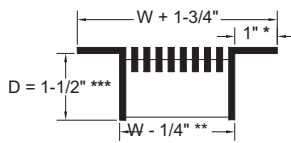
www.anemostat-hvac.com

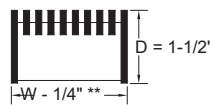
CORE STYLES



NOTE: Contact the factory for limitations on radius of curvature.

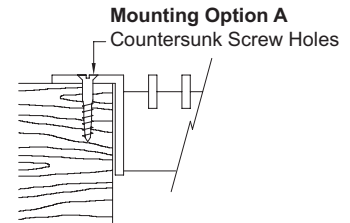
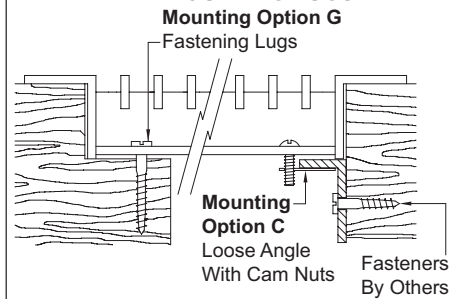
FRAME STYLES

Flanged Frame Style FF

Straight Frame Style S

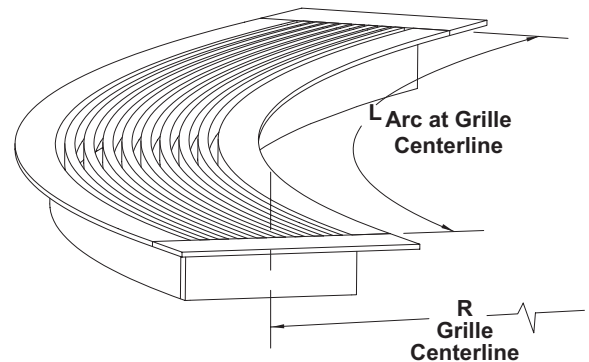
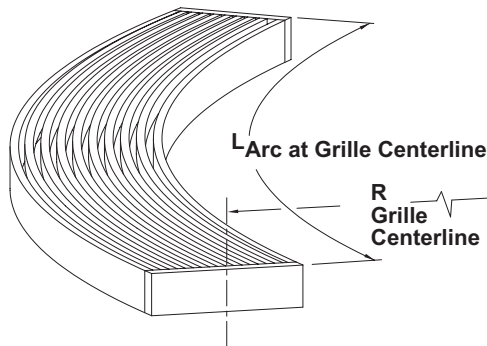
 1/8" or 1/4" x 1-1/2" Bar
 (Frame width matches core bar width)


* 1/2", 3/4" and 1-1/2" flange widths also available, ** Core length = L-1/4" (Overall core length varies for multiple section units based on tolerance ± 1/32" per section), *** 4" with optional O.B.D..

OPTIONS

COUNTERSUNK SCREW HOLES

FASTENING LUGS / LOOSE ANGLE FRAME WITH MOUNTING LUGS


F FRAME STYLE



Qty.	Listed Size		R	Core Depth D	# Sect.	Core Style	Core Bar Centers	Frame Style	Sup. Bar Spacing	Material	Mtg. Option	Finish	Tag
	L	W											

All dimensions are in inches.

JOB NAME:

SUBMITTED BY: