



Anemostat®

SECURITY AIR DISTRIBUTION

Model **SV42-FM**

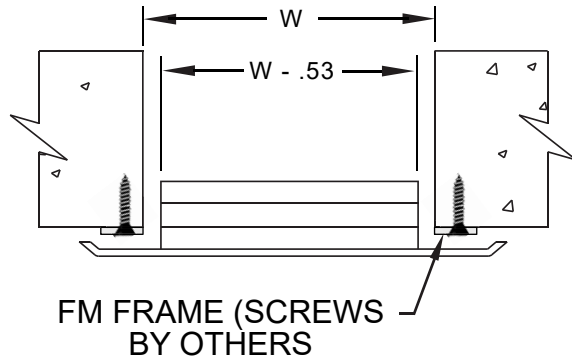
SUBMITTAL SHEET

www.anemostat-hvac.com

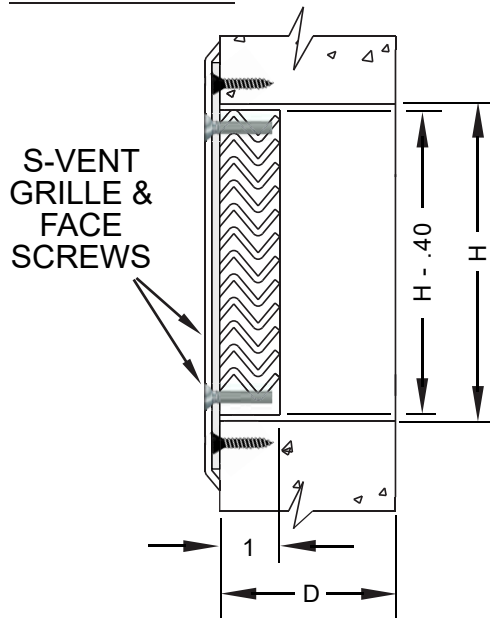
LIGATURE RESISTANT GRILLE
3/16" X 3/16" APERTURES

MAXIMUM SECURITY • FACE MOUNTING FRAME

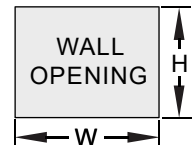
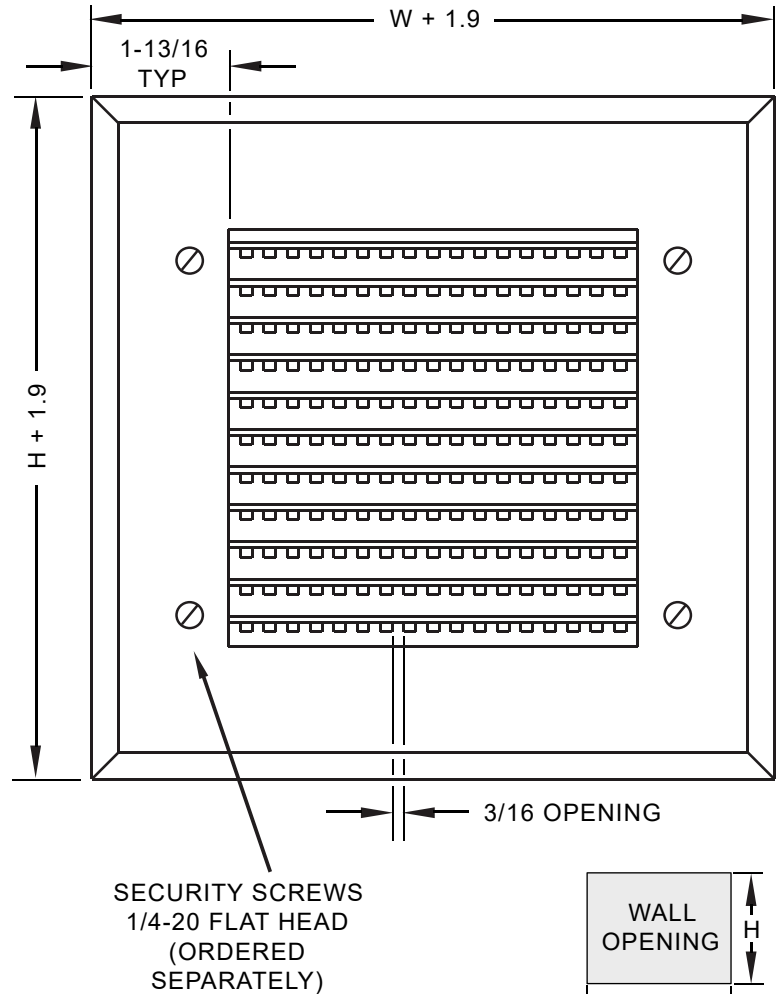
TOP SECTION



SIDE SECTION



FACE VIEW



IMPORTANT: It is the specifier's responsibility to properly configure the HVAC system to meet the appropriate level of comfort, safety, security and detention

PRODUCT FEATURES

Grille Construction

- 304 Stainless Steel
- 14 Gauge Face / 16 Gauge Core
- FM Frame, 14 Gauge Galvanized Steel with 1/4-20 Rivnuts / Nutserts

Finish

- ☐ #4 Satin Polish (STANDARD)
- ☐ Arctic White Powder Coat
- ☐ Other _____

Options

- ☐ Model OB-1 Opposed Blade Damper (**Rear Operated**, Galvzd Steel, Field Installed)

QTY	Order Size	D Wall Depth

All dimensions are in inches.

JOB NAME:

SUBMITTED BY:



Anemostat®

SECURITY AIR DISTRIBUTION

Model **SV42-FM**

SUBMITTAL SHEET

www.anemostat-hvac.com

LIGATURE RESISTANT GRILLE
3/16" X 3/16" APERTURES

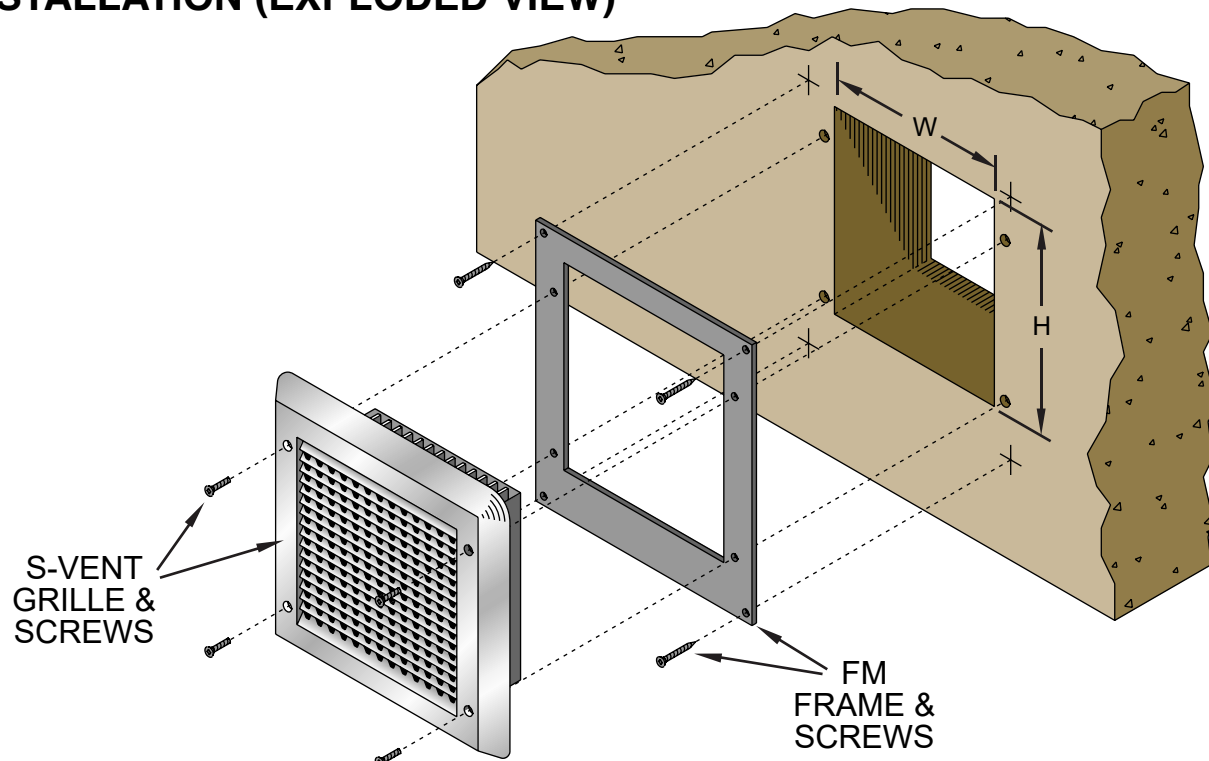
MAXIMUM SECURITY • FACE MOUNTING FRAME

ORDER SIZE

Order size is based on the table below and determines the rough opening size in the wall. For example, an S-Vent grille Order Size C3 requires a wall rough opening of 9.4" wide x 9.4" high.

		W = WIDTH (ROUGH OPENING)								
		5.4	7.4	9.4	11.4	13.4	15.4	17.4	19.4	21.4
H = HEIGHT (ROUGH OPENING)	5.4	A1	B1	C1	D1	E1	F1	G1	H1	J1
	7.4	A2	B2	C2	D2	E2	F2	G2	H2	J2
	9.4	A3	B3	C3	D3	E3	F3	G3	H3	J3
	11.4	A4	B4	C4	D4	E4	F4	G4	H4	J4
	13.4	A5	B5	C5	D5	E5	F5	G5	H5	J5
	15.4	A6	B6	C6	D6	E6	F6	G6	H6	J6
	17.4	A7	B7	C7	D7	E7	F7	G7	H7	J7
	19.4	A8	B8	C8	D8	E8	F8	G8	H8	J8
	21.4	A9	B9	C9	D9	E9	F9	G9	H9	J9

INSTALLATION (EXPLODED VIEW)



JOB NAME:

SUBMITTED BY: