



Anemostat®

SECURITY AIR DISTRIBUTION

Model **SV432-FM**

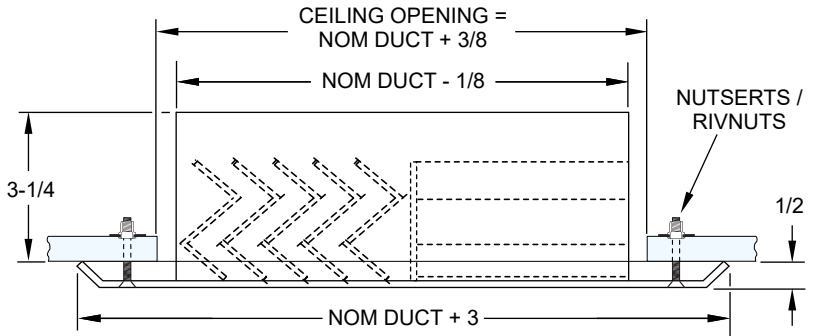
MAXIMUM SECURITY CEILING DIFFUSER

FACE SCREWS w/ REAR MTG FRAME

LIGATURE RESISTANT

SUBMITTAL SHEET

www.anemostat-hvac.com



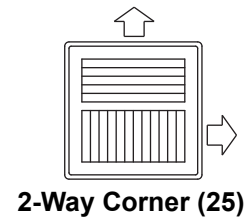
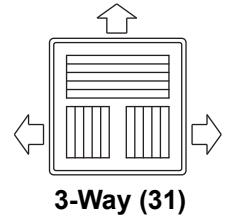
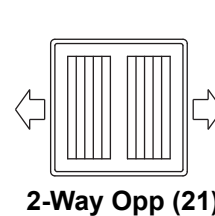
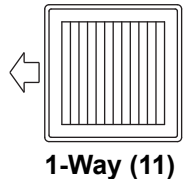
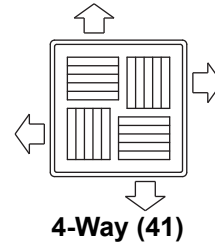
Pattern (41)
4-Way Shown

| NOM DUCT SIZE | | CEILING OPENING | OVERALL FACE SIZE |
|---------------|----|-----------------|-------------------|
| W | H | | |
| 08 | 08 | 8-3/8 | 11 X 11 |
| 12 | 12 | 12-3/8 | 15 X 15 |
| 16 | 16 | 16-3/8 | 19 X 19 |
| 20 | 20 | 20-3/8 | 23 X 23 |
| 24 | 24 | 24-3/8 | 27 X 27 |

REAR MOUNTING
FRAME

1/4-20 C'SUNK
TAMPER-PROOF
MACHINE SCREWS

Throw Patterns (Face View)



PRODUCT FEATURES

Thickness

☐ 16 Gauge Construction (Standard)

Material

☐ Steel ☐ 304 Stainless Steel

Finish

☐ White Powder Coat (STANDARD)
☐ Satin Polish Finish (Stainless Steel Only)
☐ Rust-Inhibiting Primer
☐ Other _____

Rear Mounting Frame

☐ 16 Ga Galvanized Steel with Threaded Nutserts / Rivnuts (STANDARD)

☐ Other _____

Tamper-Proof Screws

☐ 1/4-20 x 2" Pinned Flat Head Torx Machine Screws (STANDARD)

☐ Other _____

OPTIONAL ACCESSORIES

☐ Model OB-1 Opposed Blade Damper (Coated Steel - Ships Loose for Field Installation)

☐ Other _____

| QUANTITY | Order Size (NOM DUCT SIZE) | | PATTERN |
|----------|-------------------------------|---|---------|
| | W | H | |
| | | | |
| | | | |
| | | | |
| | | | |
| | | | |

All dimensions are in inches.

JOB NAME:

SUBMITTED BY: