

APPLICATION

The Model FFU-2 fan powered, filtered unit utilizes the well-proven and time-tested concept of vertical air mass 'laminar flow' technology. The filter unit is designed to accept a HEPA or ULPA filter with Gel seals and can easily be removed and replaced from the room side of the assembly. Our high quality pleated filters incorporate a "separatorless" design, 2" deep media with an anodized aluminum gel seal frame.

- Fan Powered Laminar flow diffuser produces a non-aspirating, low velocity, uniformly distributed downward moving "piston" of clean, conditioned supply air.
- Terminal filter ceiling module where Room Side Replaceable HEPA or ULPA filters are required. Knife-edge housing using gel seal filters.
- Use in cleanrooms or where performance validation is required.

STANDARD PRODUCT FEATURES


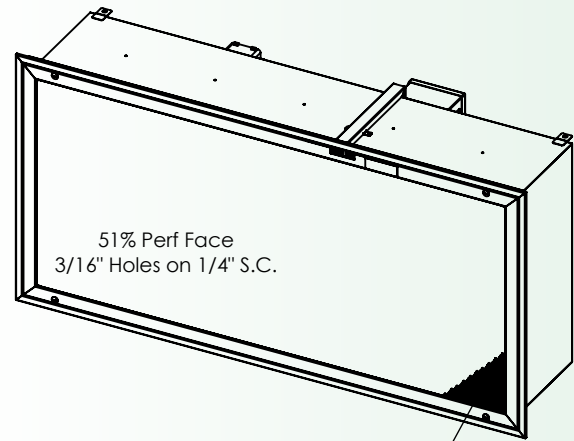
- 304 stainless steel construction, #4 satin finish
- 120vac EC Motor (unit supply voltage)
- Adjustable face-mounted controls
- Constant volume ECM program (with air flow sensor)
- Motor & electrical box access from above (in ceiling)
- Standard module sizes: 2' x 2', 2' x 3', 2' x 4'. Heavy frame construction with large filter face areas.
- 2" deep HEPA filter 99.99% on .3 microns. Ultra-low pressure drop using mini-pleated glass media with adhesive separators. Ships separate from housing for field installation
- Every filter is dynamically tested at the factory and labeled with pressure drop and efficiency results.
- Filter interface includes knife edge into filter gel seals for zero leak performance
- Universal frame for lay-in T-bar or hard surface ceiling systems.
- Pre-filter kit

OPTIONAL CONSTRUCTION FEATURES

- 316 Stainless Steel
- Aluminum Construction
- White Anti-microbial Epoxy Powdercoat Finish
- ULPA Filter 99.9995% on .12 microns
- Light-Alert Filter Monitor
- External Insulation (Foil Scrim): 1-1/2" Thick or 2-1/4" Thick
- 1 or 2 Pressure / Sample ports
- Aerosol Challenge Manifold (Includes 2 Ports)
- Duct collar kit with inlet sizes: 10", 12" diameter.

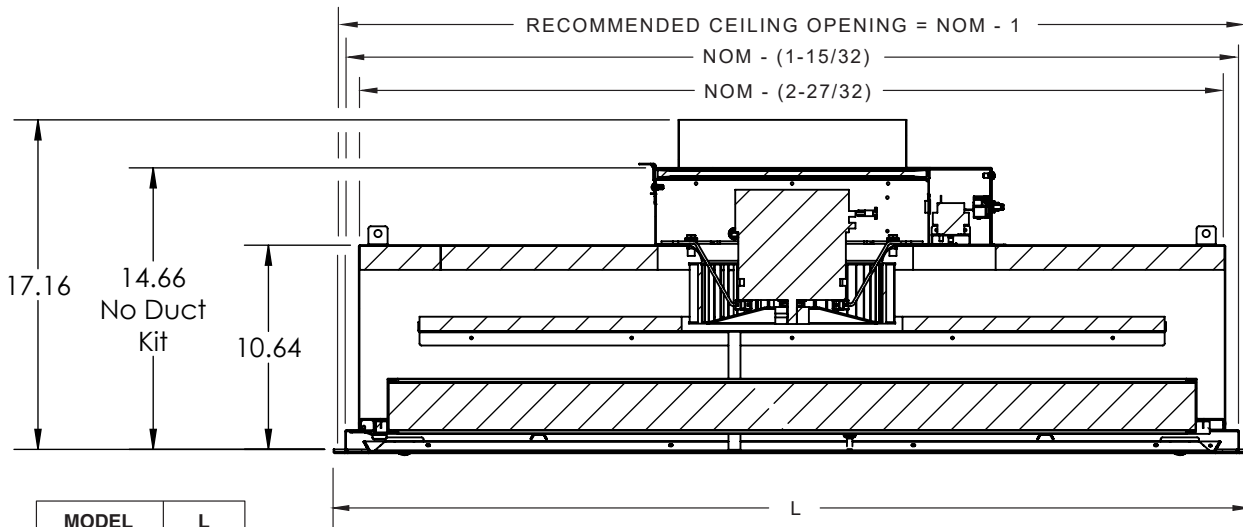
OPTIONAL ELECTRICAL / CONTROL FEATURES

- Supply Voltage: 208vac, 240vac, or 277vac
- 0-10vdc Input Control (signal by others)
- Constant Torque Programming (Recommended for Ducted Units)
- Continuous Filter Monitoring
- Room-side Accessible Motor & Electronics
- Basic Wall Control (1 per Unit)
- Local Area Network. # of FFU's on Network _____



51% Perf Detail

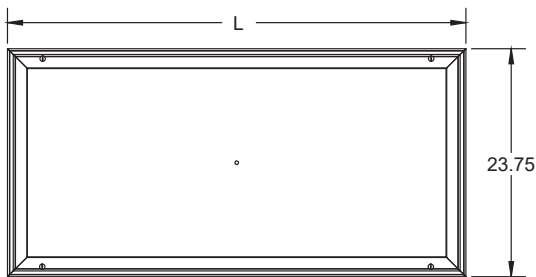




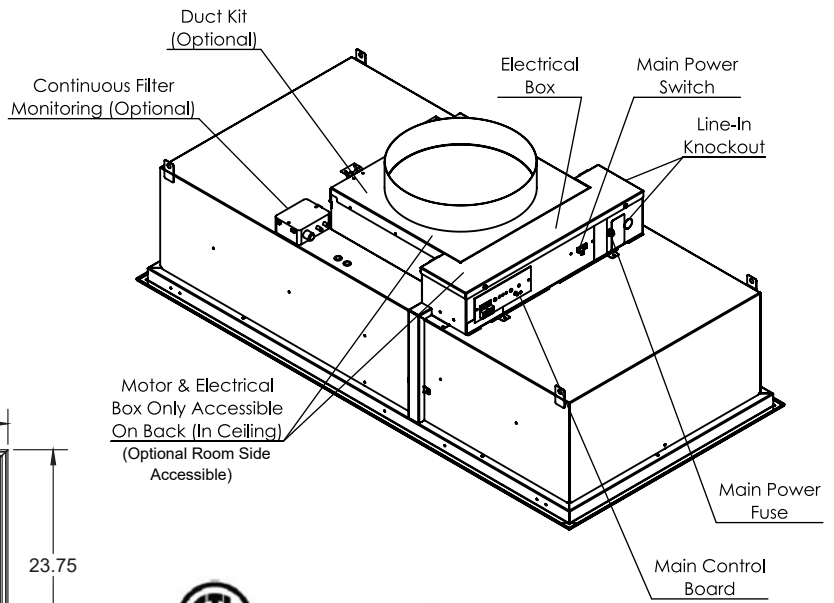
| MODEL | L |
|-----------|-------|
| FFU-2-242 | 23.75 |
| FFU-2-243 | 35.75 |
| FFU-2-244 | 47.75 |

Electrical Data

- 120 vac
- 225 W @ 90 FPM
- 4.2 A @ Full Speed (730 CFM)
- 208/240 vac
- 2.7 A @ Full Speed (730 CFM)
- 277 vac
- 2.1 A @ Full Speed (730 CFM)



FACE VIEW



ETL LISTED
CONFORMS TO
UL STD 507
CERTIFIED TO C22.2 NO. 113

